

Take

A SIGNATURE CUT, TRUSTED FOR OVER 100 YEARS

JACOBSEN®

PARTS MANUAL

Jacobsen F305 - F407

F305 Series: AAA
Product Code: 10011560

F407 Series: AAB
Product Code: 10011568

WARNING

WARNING: If incorrectly used this machine can cause severe injury. Those who use and maintain this machine must be trained in its proper use, warned of its dangers and must read the entire manual before attempting to set up, operate, adjust or service the machine.



RJL ABCF

10041484-GB (Rev.F)

Ransomes Jacobsen Limited reserves the right to make design changes without obligation to make these changes on units previously sold and the information contained in this manual is subject to change without notice.

TABLE OF CONTENTS

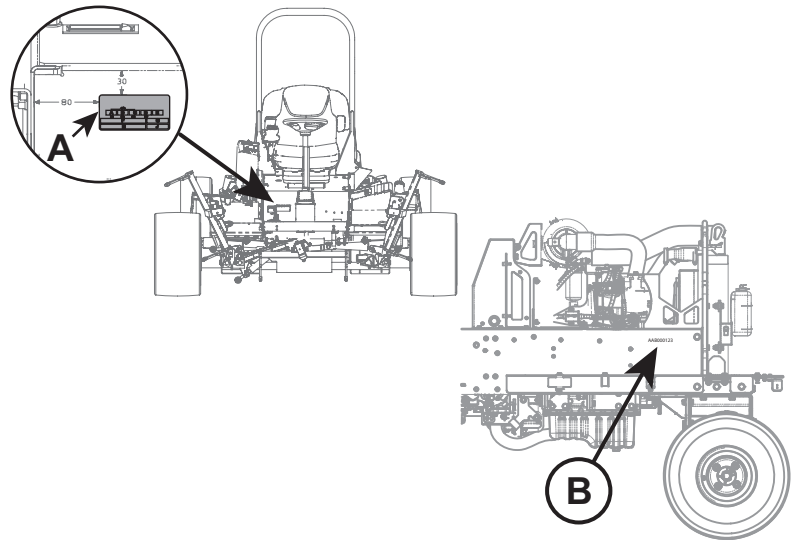
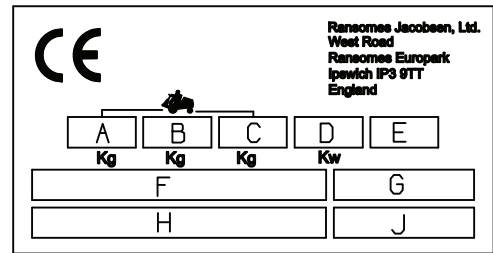
SECTION	PAGE
DECALS	6
CONTROL PANEL - F305	8
CONTROL PANEL - F407	10
CONTROL PANEL AND MOUNTING	12
MAIN CONTROLLER	14
TRANSMISSION PEDAL	16
CHASSIS	18
ROPS	24
FRONT WHEEL MOTORS	26
REAR AXLE	28
OPERATORS PLATFORM	32
ENGINE MOUNTING	38
COOLER AND MOUNTING	40
ENGINE BULKHEAD	44
TRANSMISSION PUMP	46
AUXILIARY PUMP - F305	48
FUEL TANK	52
FUEL PUMP AND FILTER	54
HYDRAULIC TANK	56
TRANSMISSION VALVE	58
TRANSMISSION VALVE BREAKDOWN	60
CUTTER VALVE - F305	62
CUTTER MOTORS - F305 - F407	66
LIFT VALVE - F305	68
LIFT VALVE - F407	70
BRAKE VALVE	72
HYDRAULIC FILTER AND MOUNTING	74
HYDRAULIC COVER	76
RETURN MANIFOLD	78
FRONT UNIT MOUNTING	80
CENTER UNIT MOUNTING	84
CUTTING UNITS LH - 26" - 7 & 11 KNIFE	86
CUTTING UNITS RH - 26" - 7 & 11 KNIFE	94
HOOD MOUNTING	102
HOOD SIDE PANEL - LH - RH	104
HOOD TOP & HOOD STAY KIT	106
SEATING AND MOUNTING	108
GRAMMER MSG85 SEAT	112
GRAMMER MSG85 SUSPENSION	114
ARMREST POD MOUNTING - F305	116
ARMREST POD ASSEMBLY - F305	118
ARMREST POD MOUNTING - F407	120
ARMREST POD ASSEMBLY - F407	122
BUMPER AND NAMEPLATE	124
BATTERY MOUNTING	126
ENGINE CONTROLLER	128
WING UNIT MOUNTING - F407	130
WHEEL KIT	136
STOP BRACKET - F407	138
ELECTRICAL KIT	140
HYDRAULIC FITTINGS - F305	142
HYDRAULIC FITTINGS - F407	146
HYDRAULIC HOSES - F305	150
HYDRAULIC HOSES - F407	156

FOREWORD

PRODUCT IDENTIFICATION

2.2 PRODUCT IDENTIFICATION

- A Maximum front axle load in Kg (for machines being driven on the highway)
- B Gross weight (mass) in Kg
- C Maximum rear axle load in Kg (for machines being driven on the highway)
- D Power in Kw
- E Date code
- F Machine type (Designation)
- G Product code
- H Product name
- J Serial number



SERIAL PLATE LOCATION

The serial plate (A) is located on the right hand chassis rail.

Chassis Stamping

The serial number (A) and the date code (B) are stamped on the right hand chassis rail next to the serial plate.

SPARES STOCKING GUIDE

To keep your equipment fully operational and productive, Ransomes suggests you maintain a stock of the more commonly used maintenance items. We have included part numbers for the additional support materials and training aids.

SPARES STOCKING GUIDE			
Part No.	Description	Part No.	Description
4133820	Air Filter Element - Primary	4334446	Auxiliary Belt
4133821	Air Filter Element - Secondary	4315387	Hydraulic Filter
4280171	Fuel Filter Element	4280212	Fuel Water Separator
4113986	Engine Oil Filter	4322478	Battery, 12V

HOW TO USE THE PARTS MANUAL

ITEM NUMBER

Each part which is identified in the illustrations has an item number. Parts which do not have an item number may not be readily identified in the illustration but are usually closely associated with the immediately adjacent part.

ASSEMBLIES

A complete assembly, e.g. a wheel motor or hydraulic motor or roll assembly, is listed as a complete item with subsequent individual components listed separately.

The assembly is listed under its part number with component parts being listed offset to the right, e.g.:-

ITEM	PART NO.	DESCRIPTION	QTY	REMARKS
4295	MBG2504	Bracket	1	
4296	MBG3848	Latch	2	
4298	450865	Screw, M8 x 20, Sckt Csk Hd	2	
4300	450378	Nut, M8 Nyloc	2	
4301	WI001	Set Of Wheels	1	
4301.1	008162130	• Wheel & Hub Assy	1	(Rear)
4301.2	008170390	•• Tyre	1	
4301.3	008161830	•• Rim	1	
4301.4	008169140	•• Hub Assy.	1	
4301.5	008169150	•• Cap	1	
4301.6	002993010	•• Lubricator	1	
4301.7	008161990	• Wheel & Tyre	2	(Front)
4301.8	008170780	•• Tyre	2	

It may not be possible to illustrate every item. With certain items purchased from outside suppliers some component parts may not be available from Ransomes and may need to be specially ordered from the supplier.

QUANTITIES

Quantities shown are for one assembly or sub-assembly.

USING THE PARTS LIST

Determine the function and application of the part required. Turn to the main index page and select the appropriate section. Locate the part on the illustration and parts list and read off the quantity from the appropriate MODEL column.

NUMERICAL INDEX

This is a summary of all part numbers used in the manual arranged in numerical sequence and showing the page and item number under which the parts appear.

ORDERING OF SPARE PARTS

When ordering replacement parts, it is most important to quote the SERIAL NUMBER of the machine, PART NUMBER, DESCRIPTION and QUANTITY required.

Any arbitrary modifications carried out on this machine may relieve the manufacturer of liability for any resulting damage or injury.

ABBREVIATIONS

N/A Not Available
AR As Required

FOREWORD

GUIDELINES FOR THE DISPOSAL OF SCRAP PRODUCTS

DURING SERVICE LIFE

Used oil, oil filters and engine coolant are hazardous materials and should be handled in a safe and environmentally responsible way.

In the event of a fluid leak, contain the spill to prevent it entering the ground or drainage system. Local legislation will dictate how such spills are to be treated.

Following the maintenance procedures laid out in this manual will ensure that the impact the machine has on the local environment is controlled.

When it has been identified that a turf care product has no further functional value and requires disposal, the following actions should be taken.

END OF SERVICE LIFE

These guidelines should be used in conjunction with applicable Health, Safety and Environmental legislation and use of approved local facilities for waste disposal and recycling.



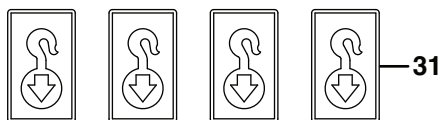
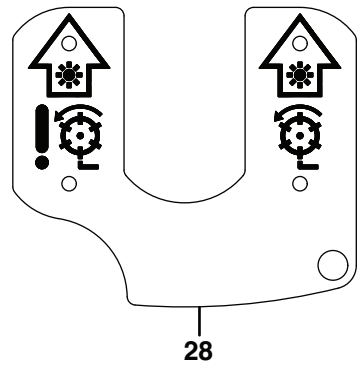
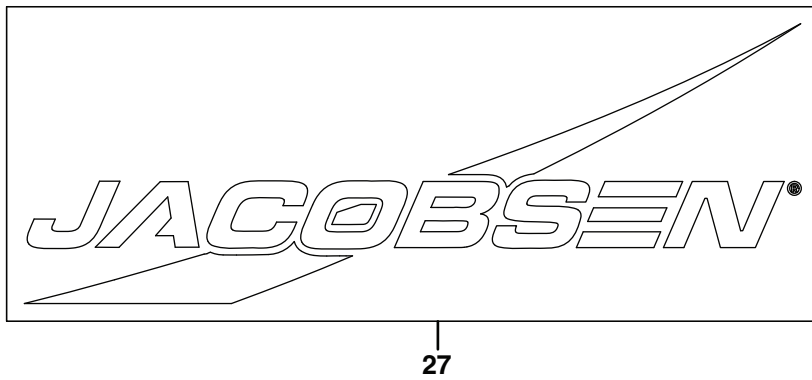
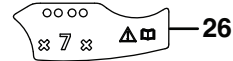
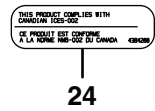
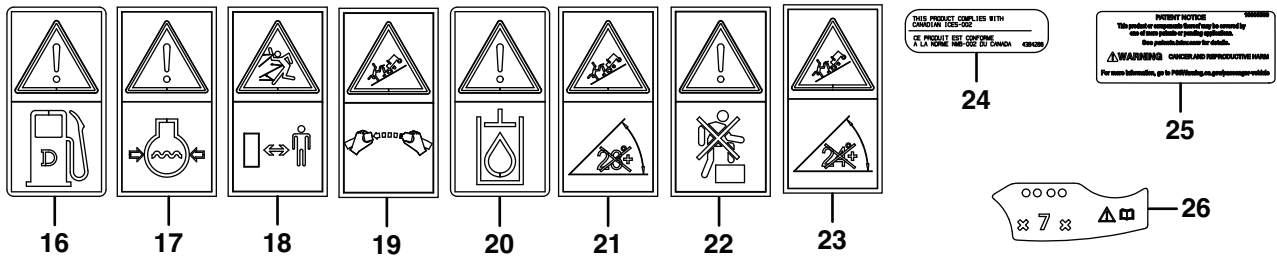
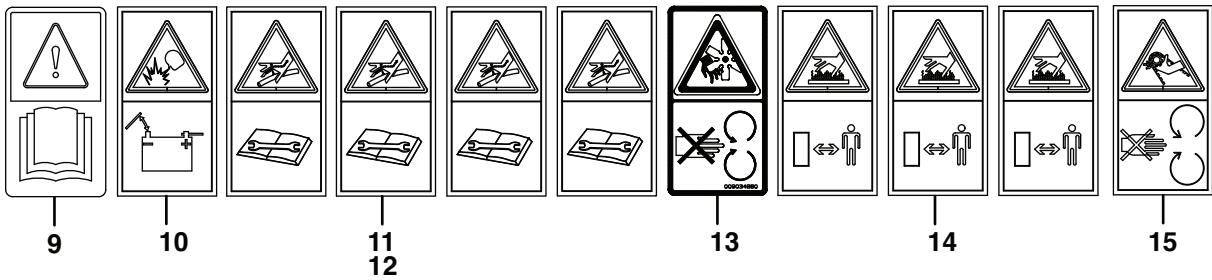
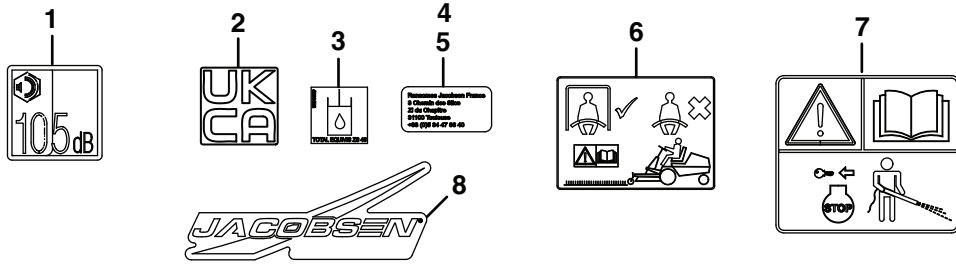
- Position the machine in a suitable location for any necessary lifting equipment to be used.
- Use appropriate tools and Personal Protective Equipment (PPE) and take guidance from the technical manuals applicable to the machine.
- Remove and store appropriately:
 1. Batteries
 2. Fuel residue
 3. Engine coolant
 4. Oils
- Disassemble the structure of the machine referring to the technical manuals where appropriate. Special attention should be made for dealing with 'stored energy' within pressurized elements of the machine or tensioned springs.
- Any items that still have a useful service life as second hand components or can be re-serviced should be separated and returned to the relevant centre.
- Other worn out items should be separated into material groups for recycling and disposal consistent with available facilities. More common separation types are as follows:
 - Steel
 - Non ferrous metals
 - Aluminium
 - Brass
 - Copper
 - Plastics
 - Identifiable
 - Recyclable
 - Non recyclable
 - Not identified
 - Rubber
 - Electrical & Electronic Components
- Items that cannot be separated economically into different material groups should be added to the 'General waste' area.
- Do not incinerate waste.

Finally update machinery records to indicate that the machine has been taken out of service and scrapped. Provide this serial number to Ransomes Jacobsen Warranty department to close off relevant records.

F305 - F407

1.1 DECALS

Illustration Number: IDL224 and IDL225

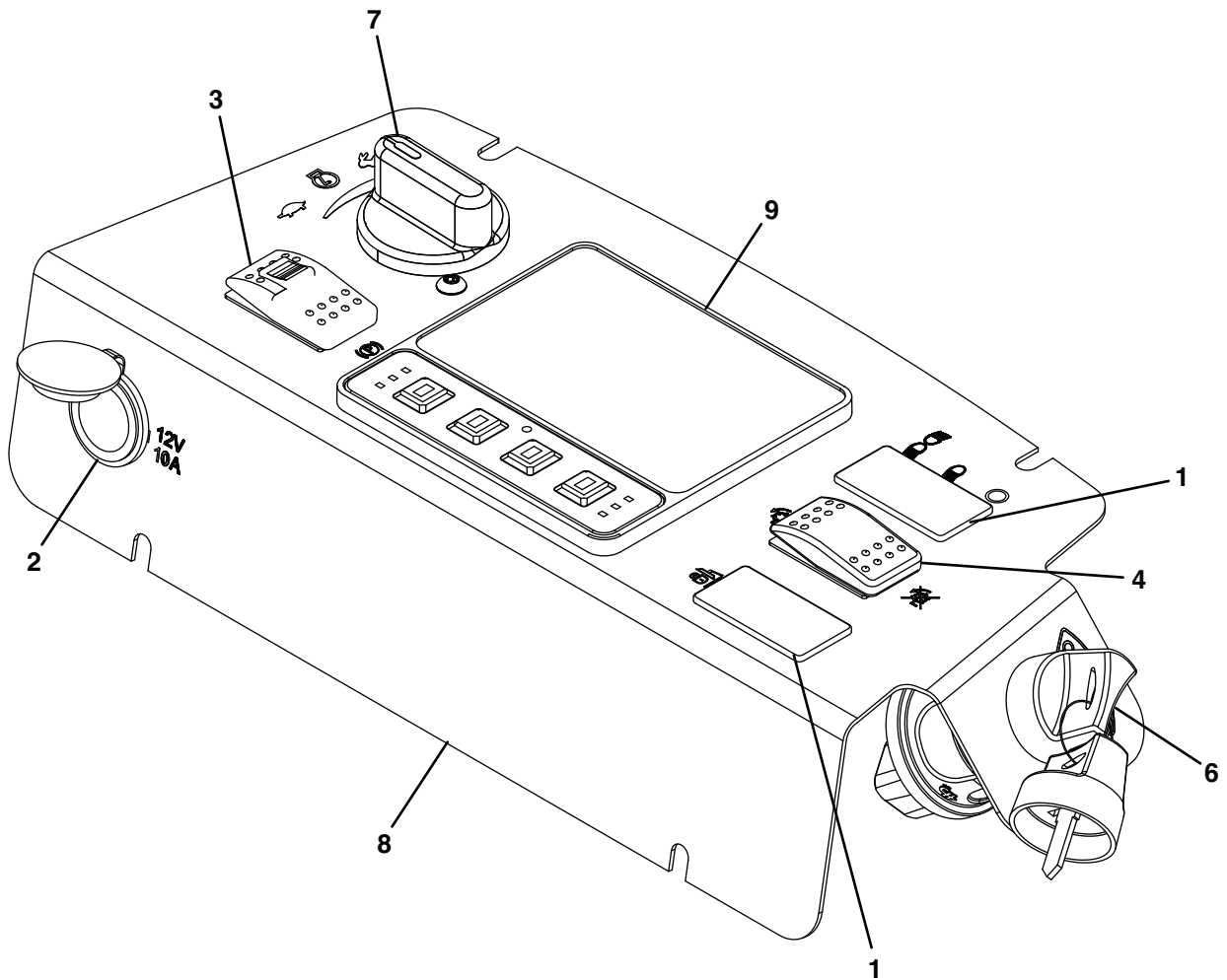


ITEM	PART NO.	QTY.	DESCRIPTION	SERIAL NUMBERS/NOTES
1	009034770	1	Decal, Noise 105 Db	
2	10003938	1	Decal, UKCA	
3	4286422	1	Decal, Hydraulic Oil	
4	10005669	2	Decal, EU Contact Address	For F407
5	10005669	1	Decal, EU Contact Address	For F305
6	4146857	1	Decal, Seat Belt / ROPS Instruction	
7	4153197	1	Decal, Jet Wash Warning	
8	4199981	1	Emblem, Jacobsen (3 Colour)	
9	009034910	1	Decal, Instruction	
10	009114100	1	Decal, Battery	
11	009034930	4	Decal, Hyd Press Leak	For F407
12	009034930	3	Decal, Hyd Press Leak	For F305
13	009034880	1	Decal, Warning Fan	
14	009034920	3	Decal, Hot	
15	009034900	1	Decal, Belt	
16	009114340	1	Decal, Diesel, Hazard	
17	4118415	1	Decal, Coolant Hazard	
18	009034890	1	Decal, Bystander Warning	
19	009114380	1	Decal, Fasten Seat Belt	
20	4164860	1	Decal, Hydraulic Fluid	
21	10036836	1	Decal, Slope 23 Deg	F407 Only
22	4165644	1	Decal, No Step	
23	10036835	1	Decal, Slope 24 Deg	F305 Only
24	4384286	1	Decal, 2014 EVAP Emission	
25	10005569	1	Label, Paten Notice, Prop 65	
26	10041457	1	Decal, Mode Selector	F407 Only
27	682204	2	Jacobsen Hood Motif-MP Machine	
28	10037799	1	Pod Plate	F305 Only (Not part of Decal kit)
29	10039167	2	Decal F407	F407 Only
30	10039166	2	Decal, F305	F305 Only
31	009039870	1	Decal, Jacking & Hooking	
32	10046440	1	QR Code Decal, F407	
33	10046439	1	QR Code Decal, F305	

F305 - F407

2.1 CONTROL PANEL - F305

Illustration Number: 10008097

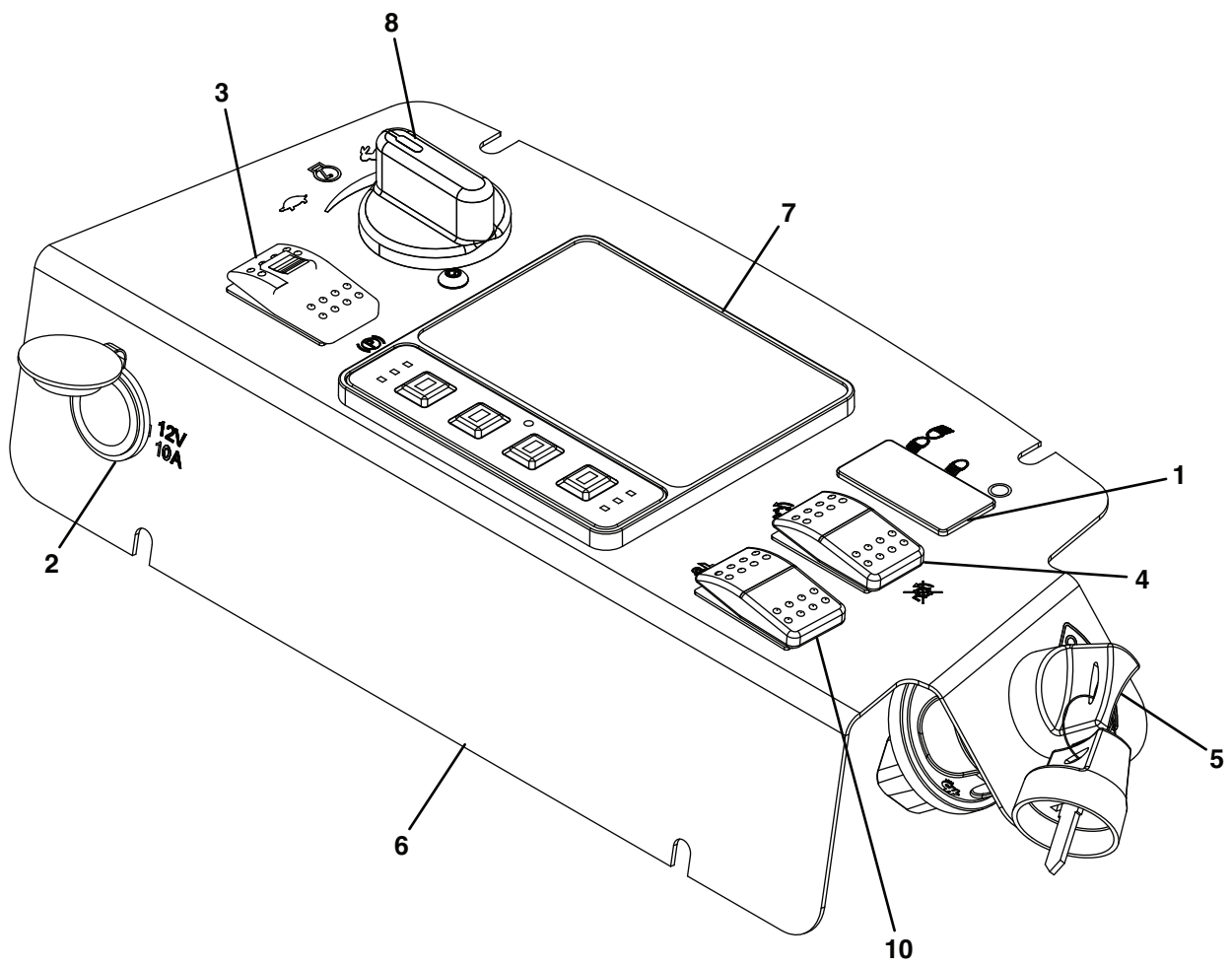


ITEM	PART NO.	QTY.	DESCRIPTION	SERIAL NUMBERS/NOTES
1	4135853	2	Mounting Panel Plug (VHP)	
	4250330	1	• Light Switch	
2	4138885	1	Cigar Lighter Socket	
3	4139764	1	Rocker Switch-Park Brake, Lock-able	
4	4159102	1	Carling, 2 Pos Switch, Yellow	
5	10026081	1	Operator Panel Loom	Not Illustrated
6	4283269	1	Key Switch, 3 Position	
7	4334046	1	Throttle, Rotary	
8	10008175	1	Instrument Panel	
9	697999	1	DM430E Graphical Display	

F305 - F407

3.1 CONTROL PANEL - F407

Illustration Number: 10032773

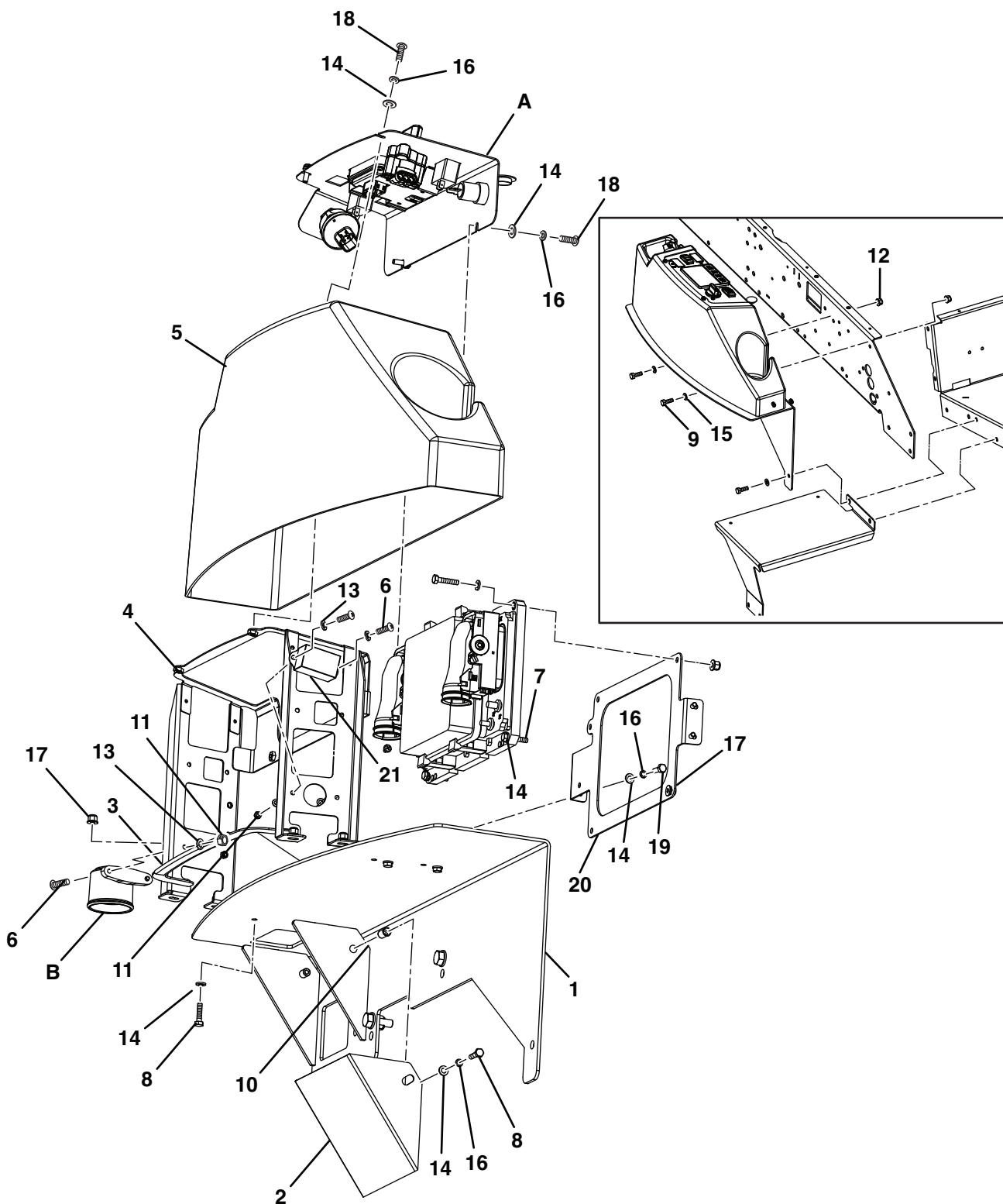


ITEM	PART NO.	QTY.	DESCRIPTION	SERIAL NUMBERS/NOTES
1	4135853	1	Mounting Panel Plug (VHP)	
2	4138885	1	Cigar Lighter Socket	
3	4139764	1	Rocker Switch-Park Brake, Lock-able	
4	4159102	1	Carling, 2 Pos Switch, Yellow	
5	4283269	1	Key Switch, 3 Position	
6	10008175	1	Instrument Panel	
7	697999	1	DM430E Graphical Display	
8	4334046	1	Throttle, Rotary	
9	10026081	1	Operator Panel Loom	Not Illustrated
10	4237083	1	Switch-black	

F305 - F407

4.1 CONTROL PANEL AND MOUNTING

Illustration Number: 10009163

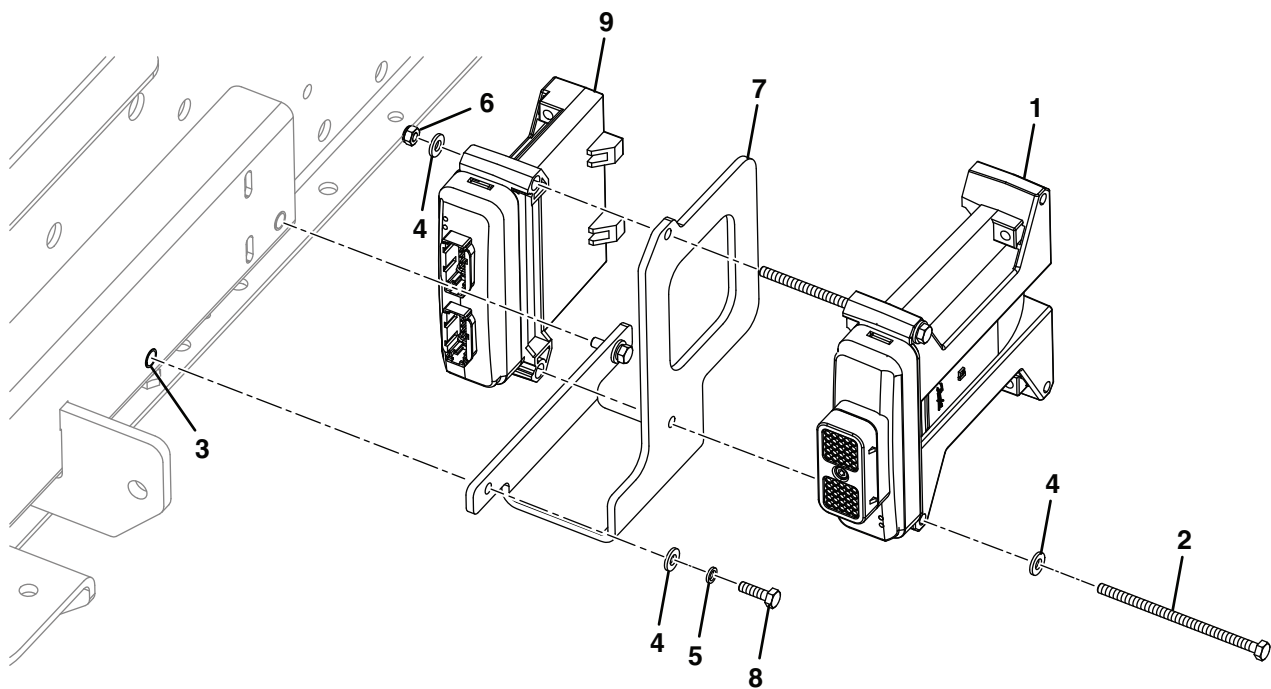


ITEM	PART NO.	QTY.	DESCRIPTION	SERIAL NUMBERS/NOTES
1	10004628	1	Weldment, Console Bracket	
2	10004629	1	Console Cover, Bracket	
3	10006535	1	Rubber Beading	
4	697236	1	Wldmt-instrument Cradle	
5	697922	1	Instrument Cover	
6	450526	4	Screw-Pan Head M5-0.8 x12mm Lg	Grade 4.8
7	450001	4	Bolt-Hex, M6-1.0 x 30mm Lg	Grade 8.8
8	450172	6	Screw-Hex, M6-1.0 x 25mm Lg	Grade 8.8
9	450215	2	Screw-Hex, M10-1.5 x 30mm Lg	Grade 8.8
10	450358	2	M6-1.0 (A-K) Nutsert (4.2-6.6 G/l)	
11	450376	4	Nut-Hex, M5-0.8, Nyloc	Grade 8
12	452437	2	Nut-Hex, M10 Flange Nyloc	
13	450388	6	Washer, M5 x 10 x 1.1	
14	450389	18	Washer, M6 x 12.5 x 1.8	
15	450391	2	Washer, M10 x 21 x 2.2	
16	450410	10	Lockwasher, M6 x 9.6 x 1.5	
17	452435	8	Nut-Hex, M6 Flange	
18	450542	4	Screw-Pan Head M6-1.0x20mm Lg	Grade 4.8
19	450170	4	Screw-Hex, M6-1.0 x 16mm Lg	Grade 8.8
20	10001504	1	Fuse & Relay Mtg Bracket	
21	10030302	1	Current Wetting Module (Stg V)	
A	10008097	1	Assembly - Control Panel	
B	4142655	1	Buzzer Assembly	
C	10001294	1	Fuse/Relay Box	RFF Fuse/Relay Box (Not Illustrated)
D	10001452	2	Connector-Fuse/Relay Box	Not Illustrated

F305 - F407

5.1 MAIN CONTROLLER

Illustration Number: 10011441

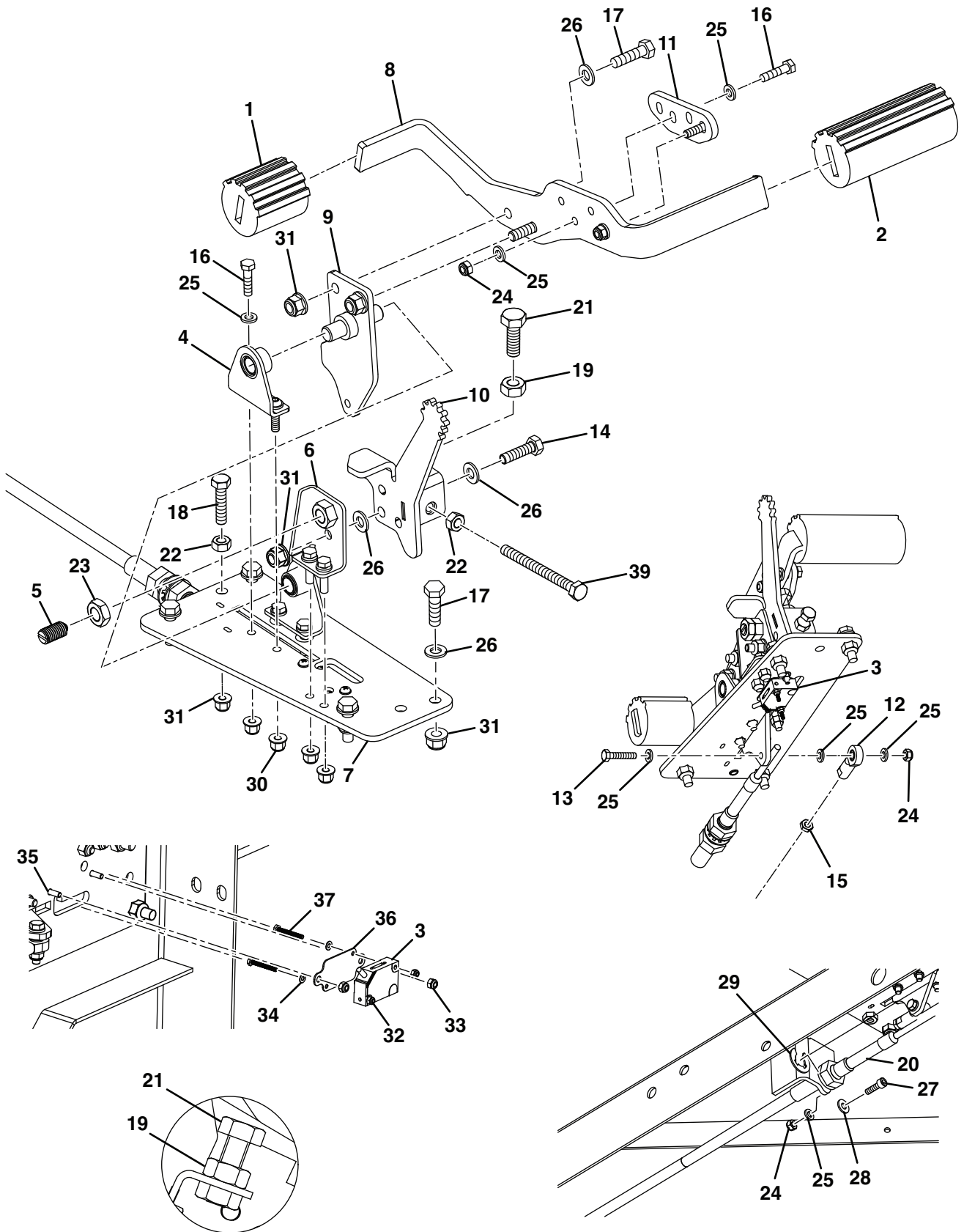


ITEM	PART NO.	QTY.	DESCRIPTION	SERIAL NUMBERS/NOTES
1	10032952	1	Programmed Controller MC050-110	
2	4207620	2	Bolt-Hex, M6-1 x 110mm Lg	Grade 8.8
3	450358	2	Nutsert, M6-1	
4	450399	6	Washer, M6 x 14 x 1.8	
5	450410	2	Lockwasher, M6 x 9.6 x 1.5	
6	450377	2	Nut-Hex, M6 - 1	Grade 8
7	10030437	1	Bracket-Controller Mount	
8	450171	2	Screw-Hex, M6 - 1 x 20mm Lg	Grade 8.8
9	10001414	1	Expander Module	

F305 - F407

6.1 TRANSMISSION PEDAL

Illustration Number: 10007751

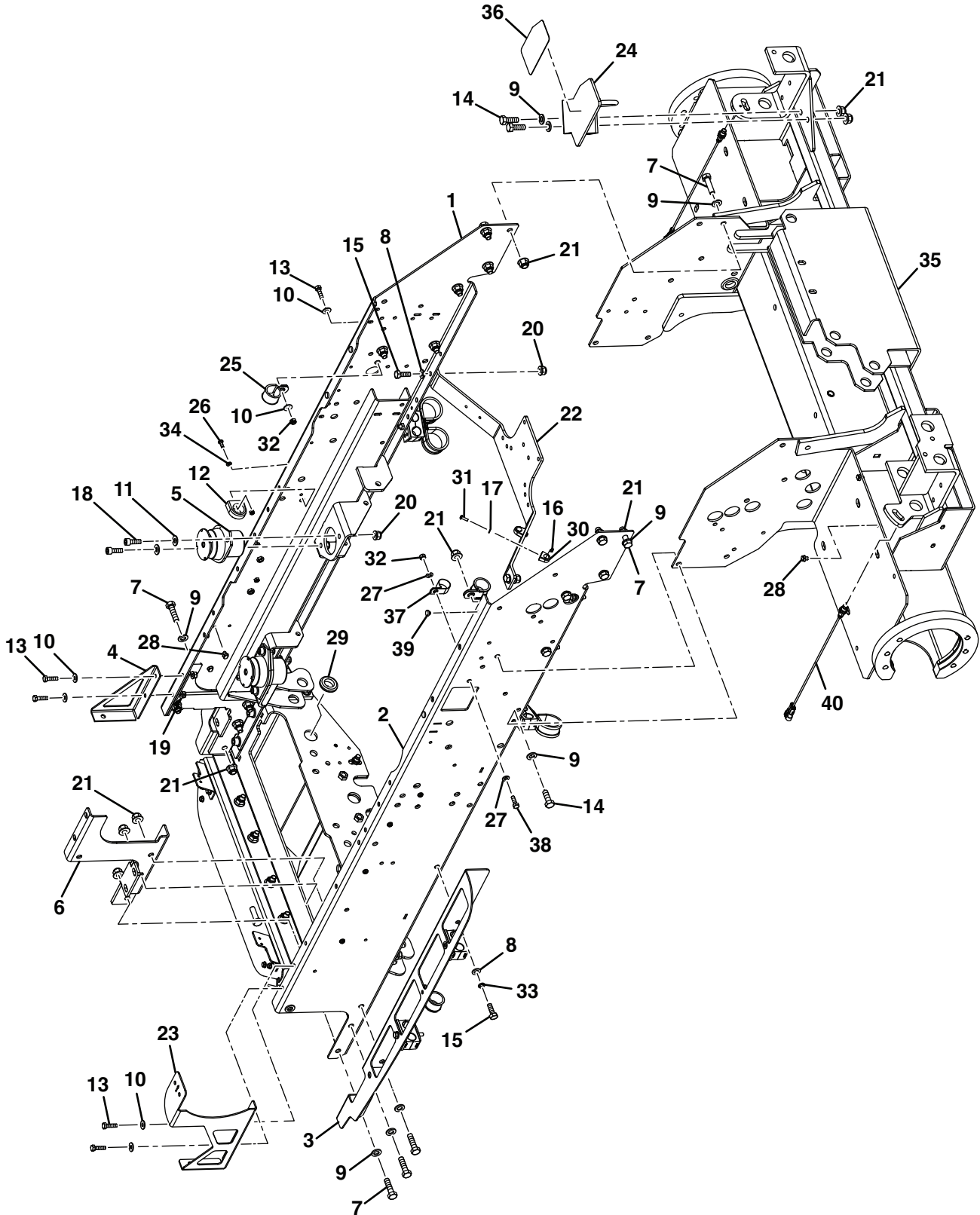


ITEM	PART NO.	QTY.	DESCRIPTION	SERIAL NUMBERS/NOTES
1	3003474	1	Grip, Pedal	
2	3003475	1	Grip, Pedal	
3	678454	1	Switch, Proximity	
4	4185740	2	Fitted Asm-pedal Pivot Bracket	
5	4200040	1	Detent Screw M12 C/w Steel Ball	
6	4377886	1	Mow Mode Bracket	
7	10026146	1	Plate - Pedal Base	
8	685760	1	Pedal	
9	685764	1	Wldmt- Traction Lever	
10	686372	1	Mow Lever, Weldment	
11	689290	1	Plate, Pedal Packer	
12	128079	1	Rod End, 1/4" Female	
13	450001	1	Bolt-Hex, M6-1.0 x 30mm Lg	Grade 8.8
14	450014	1	Bolt-Hex, M8-1.25 x 30mm Lg	Grade 8.8
15	450020231	1	Nut-Hex, 1/4-28, Gr 1, Thin	
16	450172	8	Screw Hex, M6-1.0 x 25mm Lg	
17	450193	6	Screw Hex, M8-1.25 x 30mm Lg	
18	450194	1	Screw-Hex, M8-1.25 x 35mm Lg	Grade 8.8
19	450325	1	Nut-Hex, M10-1.5	Grade 8
20	10026081	1	Traction Cable	
21	450215	1	Screw-Hex, M10-1.5 x 30mm Lg	Grade 8.8
22	450324	2	Nut-Hex, M8-1.25	Grade 8
23	450333	1	Nut-Hex, M12-1.75, Thin	Grade 8
24	450377	4	Nut-Hex, M6-1.0, Nyloc	Grade 8
25	450389	14	Washer, M6 x 12.5 x 1.8	
26	450390	8	Washer, M8 x 17 x 1.8	
27	450712	1	Capscrew Hex Sckt, M6-1x20mm Lg	Grade 12.9
28	452100019	1	Washer, 1/4 x 5/8 x .064	
29	452119	1	E-Clip, 15 mm	
30	452435	6	Nut-Hex, M6 Flange Nyloc	
31	452436	7	Nut-Hex, M8 Flange Nyloc	
32	452716	2	Nut-Hex, M3-0.5, Nyloc	Grade 8
33	452717	2	Nut-Hex, M4-0.7, Nyloc	Grade 8
34	450386	2	Washer, M3 x 7 x 0.6	
35	450519	2	Screw-Pan Head M4-0.7x16mm Lg	Grade 4.8
36	10026149	1	Plate, Sensor	
37	674439	2	Hex Head Screw, M3 x 0.5 x 25	
38	450387	2	Washer, M4 x 9 x 0.9	Not Illustrated
39	450205	1	Screw-Hex, M8-1.25 x 90mm Lg	Grade 8.8

F305 - F407

7.1 CHASSIS

Illustration Number: 10009147

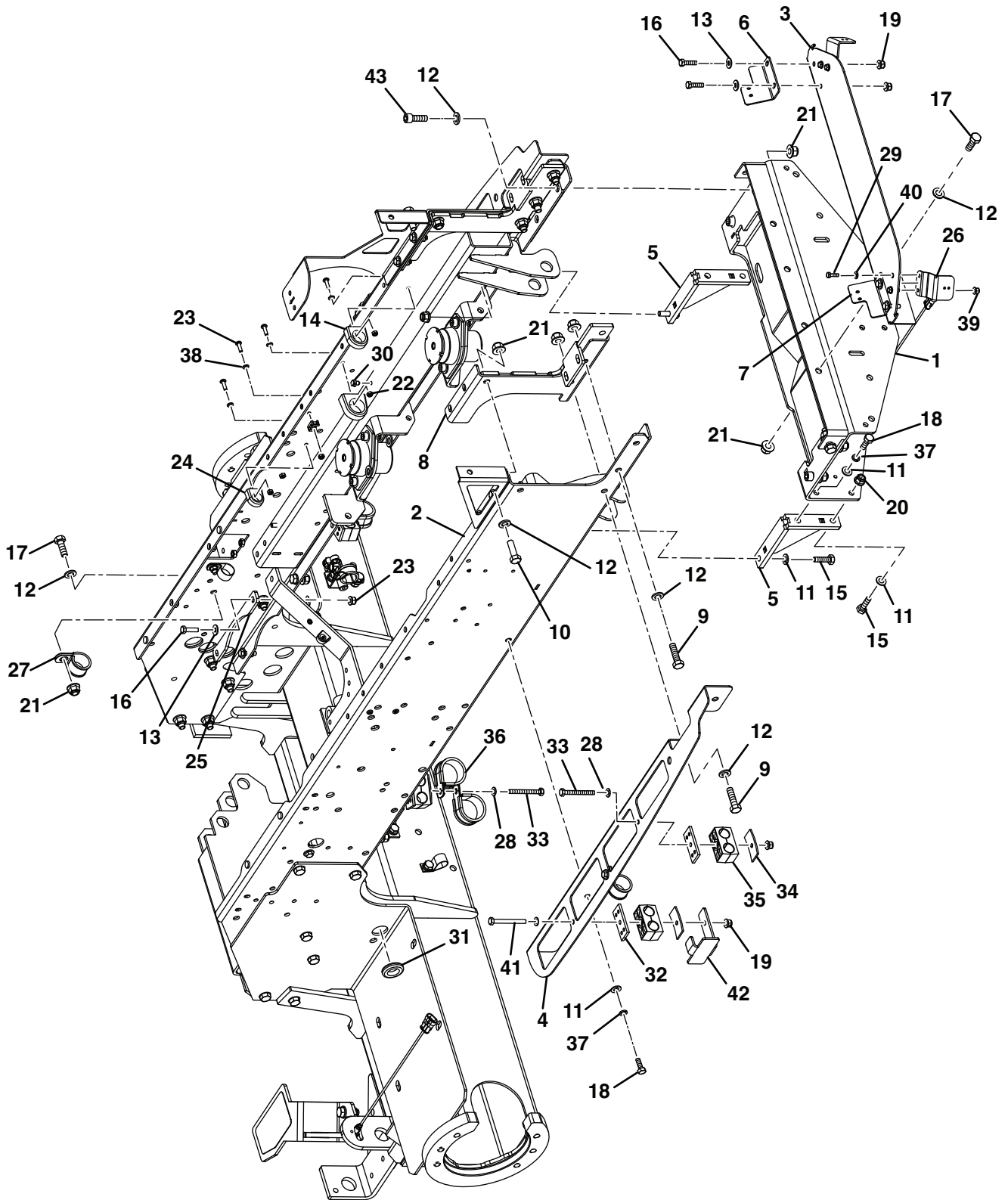


ITEM	PART NO.	QTY.	DESCRIPTION	SERIAL NUMBERS/NOTES
1	698128	1	Weldment-Frame Rail, LH	
2	698130	1	Weldment-Frame Rail, RH	
3	698947	1	Side Plate RH, Bracket	
4	699619	1	Rad Side Mounting, Bracket	
5	10004617	4	Hydro Mount	
6	10009926	1	Rear Chassis Support RH	
7	450244	8	Screw Hex, M12-1.75 x 45mm Lg	
8	450391	17	Washer, M10 x 21 x 2.2	
9	450392	30	Washer, M12 x 24 x 2.7	
10	450400	14	Washer, M8 x 21 x 1.8	
11	450401	8	Washer, M10 x 24 x 2.2	
12	4161528	2	Conduit Clamp-28mm	
13	450193	13	Screw Hex, M8-1.25 x 30mm Lg	
14	450242	16	Screw Hex, M12-1.75 x 35mm Lg	
15	450215	6	Screw Hex, M10-1.5 x 30mm Lg	
16	450376	2	Nut Hex, M5-0.8, Nyloc	
17	450388	2	Washer, M5 x 10 x 1.1	
18	450739	8	Cpscrw Hex Skt, M10-1.5x30 Lg	
19	452436	16	Nut Hex, M8 Flange Nyloc	
20	452437	15	Nut Hex, M10 Flange Nyloc	
21	452438	30	Nut Hex, M12 Flange Nyloc	
22	10030642	1	Valve Bracket	
23	10023296	1	Bracket-Rad and Oil Filter	
24	10024478	1	Weldment-Fwy Step	
25	4139045	4	P-Clip, 1.23" Dia	
26	450541	1	Screw-Pan Head, M6-1.0x16mm Lg	
27	450390	8	Washer, M8 x 17 x 1.8	
28	4370167	6	Mount, Cable Tie Fir Tree	
29	002953420	2	Grommet, 44 x 25 x 10	
30	4167145	2	Conduit Clamp-13mm	
31	450528	2	Screw-Pan Head M5-0.8 x 16mmLg	
32	450378	2	Nut Hex, M8-1.25, Nyloc	
33	450412	10	Lockwasher, M10 x 15.9 x 2.5	
34	450389	5	Washer, M6 x 12.5 x 1.8	
35	10009537	1	Front Axle Frame	
36	MBG4795	1	Pad-Step LH	
37	469021633	1	Hose Clip Large H980407	
38	450192	1	Screw Hex, M8-1.25 x 25mm Lg	
39	2198125	4	Bumper	
40	682436	2	Proximity Sensor	
41	4183560	2	Capscrew-Socket M6x20	Not Illustrated
42	4205252	1	Conduit Clamp-32mm	Not Illustrated
43	4395489	1	Saddle Clip, Cable Tie Mount	Not Illustrated

F305 - F407

7.1 CHASSIS

Illustration Number: 10009147

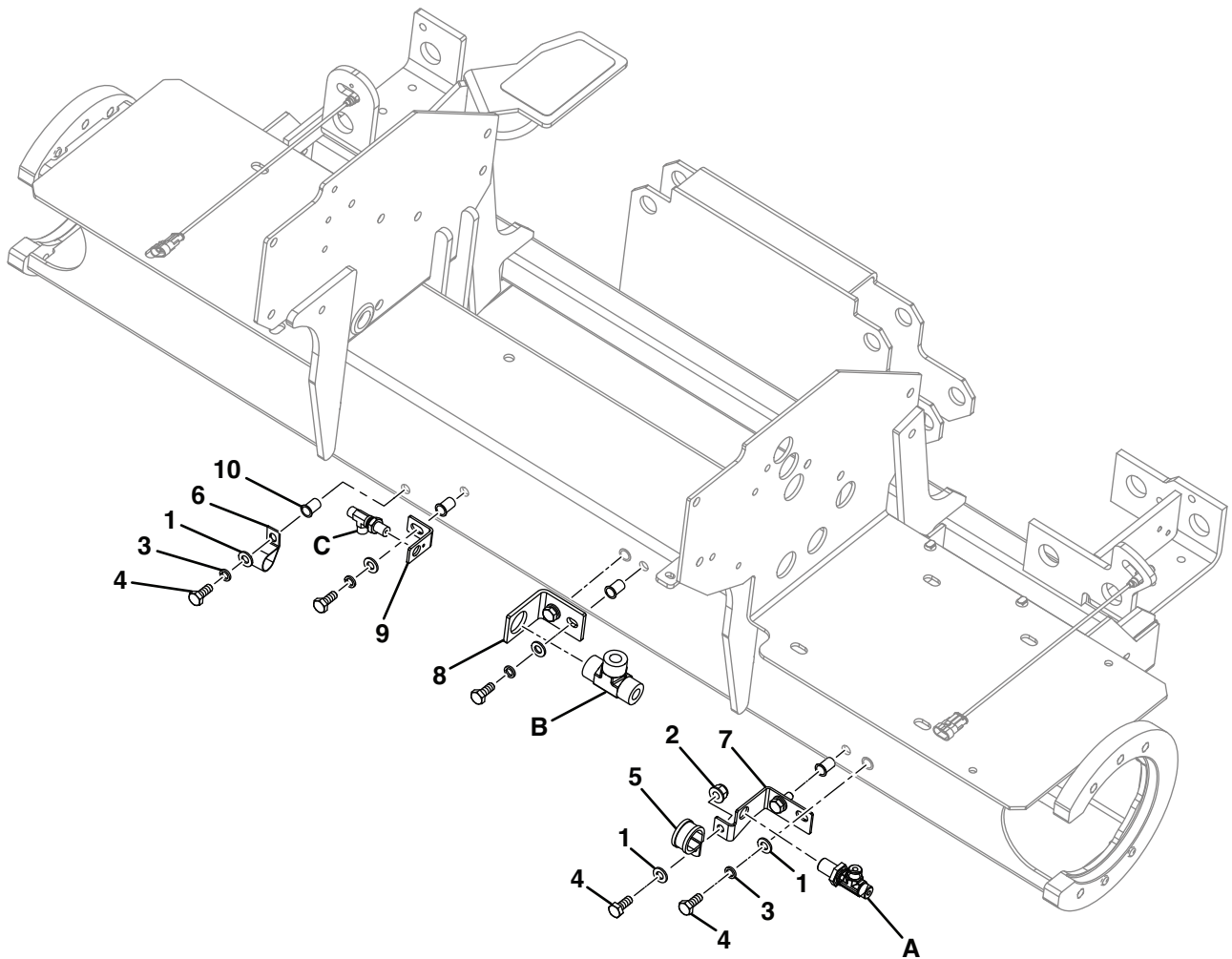


ITEM	PART NO.	QTY.	DESCRIPTION	SERIAL NUMBERS/NOTES
1	697735	1	Assembly Rear Frame	
2	698128	1	Weldment-Frame Rail, LH	
3	698287	1	Bracket, Rear End	
4	698968	1	Side Plate LH, Bracket	
5	10004374	2	Chassis Support - Weldment	
6	10008284	1	Bracket-Side Panel Latch RH	
7	10030641	1	Bracket-Side Panel Latch LH	
8	10009707	1	Rear Chassis Support LH	
9	450244	8	Screw Hex, M12-1.75 x 45mm Lg	Grade 8.8
10	450243	2	Screw Hex, M12-1.75 x 40mm Lg	Grade 8.8
11	450391	17	Washer, M10 x 21 x 2.2	
12	450392	30	Washer, M12 x 24 x 2.7	
13	450400	14	Washer, M8 x 21 x 1.8	
14	4161528	2	Conduit Clamp-28mm	
15	450029	4	Bolt Hex, M10-1.5 x 35mm Lg	Grade 8.8
16	450193	13	Screw Hex, M8-1.25 x 30mm Lg	Grade 8.8
17	450242	16	Screw Hex, M12-1.75 x 35mm Lg	Grade 8.8
18	450215	6	Screw Hex, M10-1.5 x 30mm Lg	Grade 8.8
19	452436	16	Nut Hex, M8 Flange Nyloc	
20	452437	15	Nut Hex, M10 Flange Nyloc	
21	452438	30	Nut Hex, M12 Flange Nyloc	
22	450377	5	Nut Hex, M6-1.0, Nyloc	Grade 8
23	450542	4	Screw-Pan Head M6-1.0 x 20mmLg	Grade 4.8
24	4167144	1	Conduit Clamp-20mm	
25	10024672	1	Chassis Support	
26	10000019	2	Hood Latch Bracket	
27	4139045	4	P-Clip, 1.23" Dia	
28	450390	8	Washer, M8 x 17 x 1.8	
29	450171	4	Screw Hex, M6-1.0 x 20mm Lg	Grade 8.8
30	4370167	6	Mount, Cable Tie Fir Tree	
31	002953420	2	Grommet, 44 x 25 x 10	
32	4122501	6	Hose Clamp Bottom - 5/8inch Bore	
33	450022	4	Bolt Hex, M8-1.25 x 70mm Lg	Grade 8.8
34	009079310	6	Tube Clamp	
35	4394257	6	Twin Clamp, 25.4	
36	4344103	3	P-Clip Rubber Sleeve, 48mm I/D	
37	450412	10	Lockwasher, M10 x 15.9 x 2.5	
38	450389	5	Washer, M6 x 12.5 x 1.8	
39	452435	4	Nut-Hex, M6 Flange	
40	450399	4	Washer, M6 x 14 x 1.8	
41	450023	2	Bolt Hex, M8-1.25 x 75mm Lg	Grade 8.8
42	10030316	2	Bracket, Hose Clamp	
43	450755	4	Cpsw Hex,Sckt M12-1.75x35mm Lg	Grade 12.9
44	450214	4	Screw Hex, M10-1.5 x 25mm Lg2	Grade 8.8(Not Illustrated)
45	10026017	1	Chassis Harness	F407 Only (Not Illustrated)
46	10026645	1	Chassis Harness	F305 Only (Not Illustrated)
47	10037176	1	Mesh Sleeve - FFR50 x 2	Not Illustrated
48	10006644	1	Control Loom	Not Illustrated

F305 - F407

7.1 CHASSIS

Illustration Number: 10009147

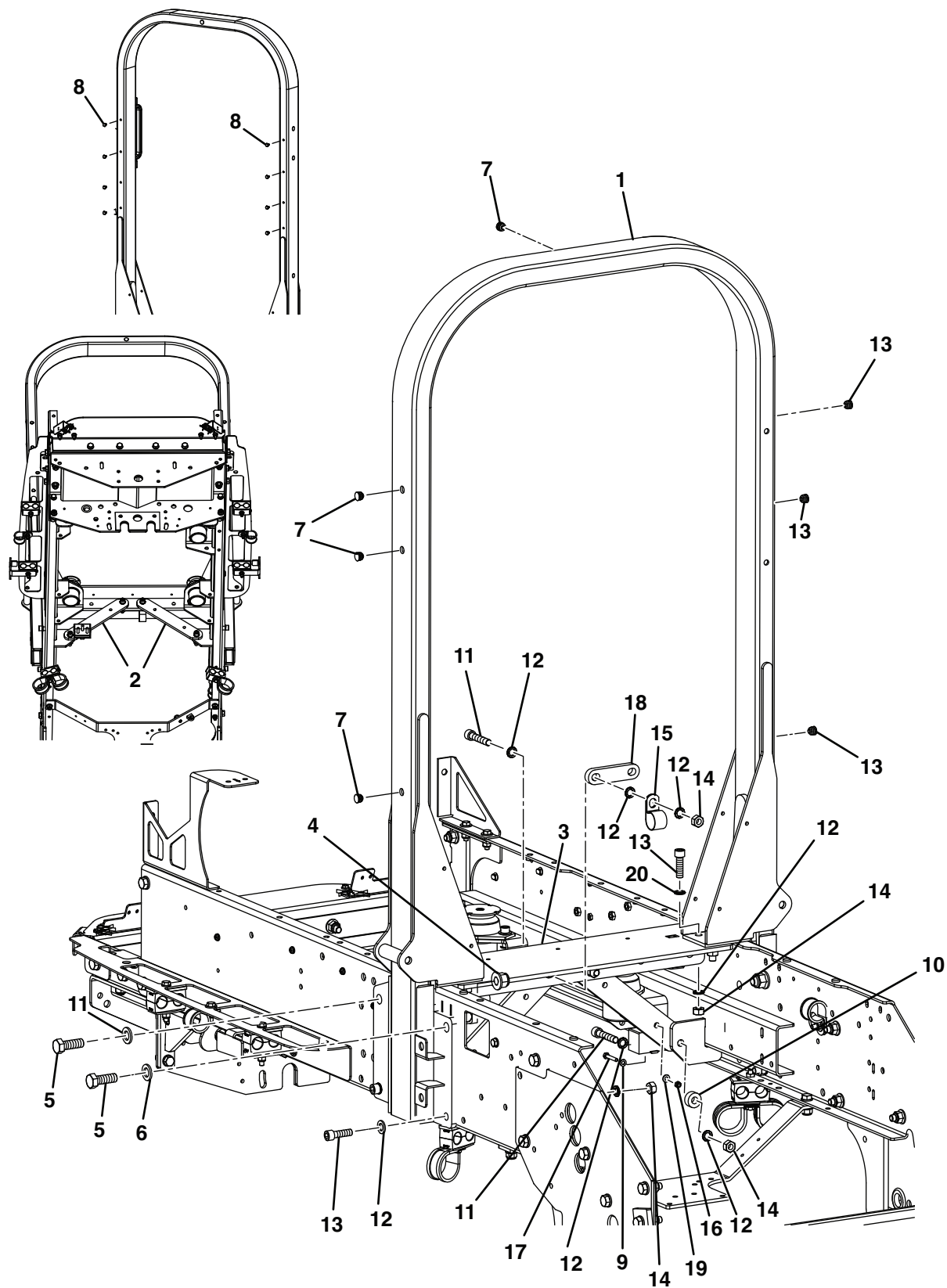


ITEM	PART NO.	QTY.	DESCRIPTION	SERIAL NUMBERS/NOTES
1	450391	17	Washer, M10 x 21 x 2.2	Grade 8.8
2	452437	15	Nut Hex, M10 Flange Nyloc	
3	450412	10	Lockwasher, M10 x 15.9 x 2.5	
4	452751	7	Screw Hex, M10-1.5 x 25mm Lg	
5	4180320	1	P-Clip, 30 mm	
6	469016509	1	Clip H980016	
7	10046067	1	Bracket, 11/16 Hyd Ftg	
8	10033225	1	Bracket, 1.1/4 Hyd Ftg	
9	4286515	1	Bracket, 9/16 Hyd Ftg	
10	450372	6	M10-1.5 (A-I) Nutsert (3.8-7.9 G/I)	
A	002590090	1	Tee-M/BlkHd/M 11/16 ORS	
B	69056-01	1	Fitting-ORS Run Tee	
C	4292214	1	Tee M/M/M 9/16 ORFS	

F305 - F407

8.1 ROPS

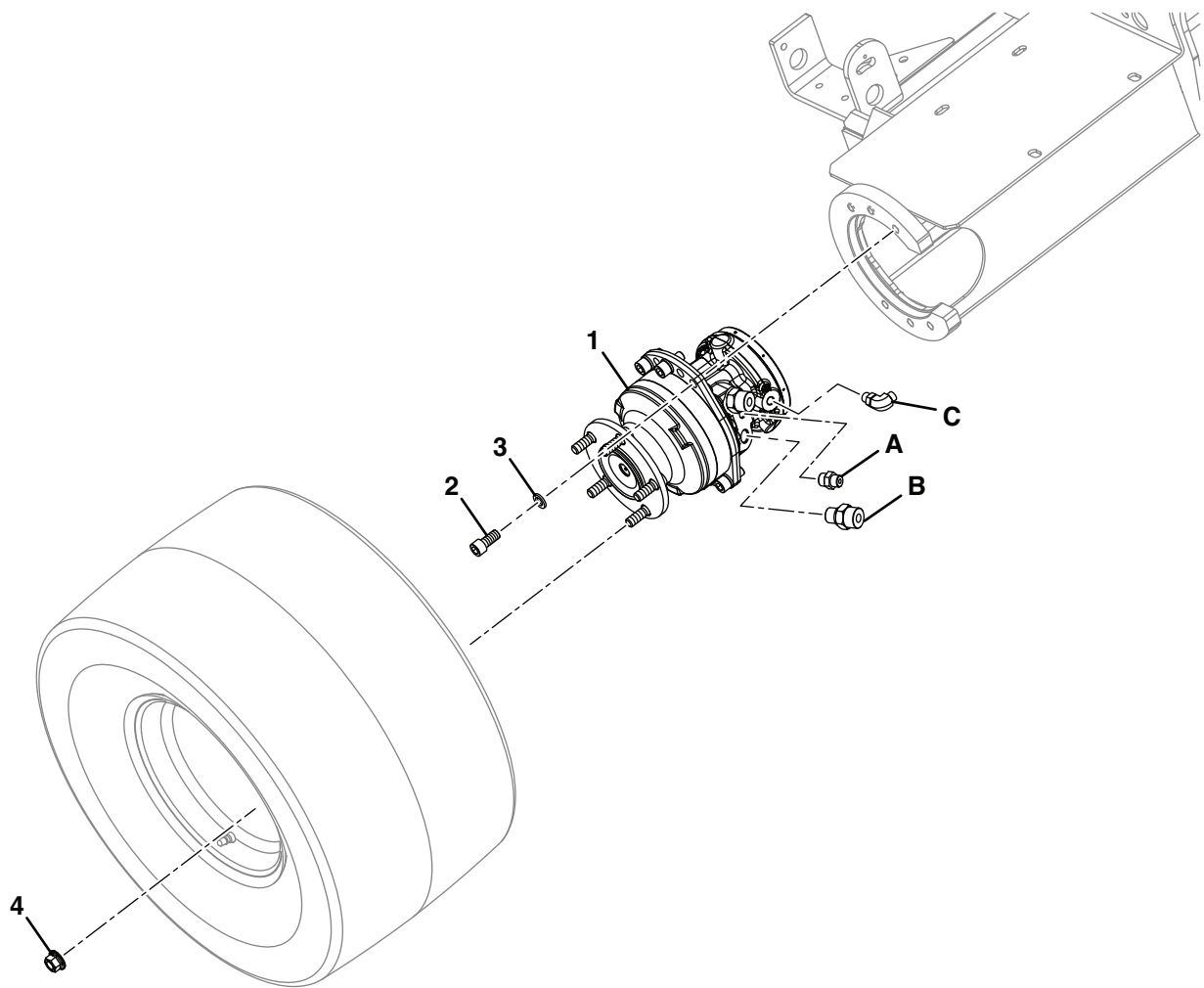
Illustration Number: 10009162



ITEM	PART NO.	QTY.	DESCRIPTION	SERIAL NUMBERS/NOTES
1	10007502	1	Weldment-ROPS Frame	
2	10000560	2	Strut, Cross Member	
3	10000554	1	Weldment-Cross Bar	
4	452439	4	Nut-Hex, M16 Flange Nyloc	
5	450068	4	Bolt-Hex, M16-2.0 x 45mm Lg	Grade 8.8
6	450393	4	Washer, M16 x 30 x 3.3	
7	669479	7	Tree Insert Cap, 13.5mm	
8	669503	8	Mounting Button, 6.6mm	
9	450389	1	Cush Washer - M6 x 12.5 x 1.8	
10	10024388	2	Spacer	
11	450760	4	Capscrew-Hex Sckt M12-1.75 x 60	Grade 12.9
12	4273470	25	AV Washer, 13 x 19.5 x 2.5	
13	450756	8	Capscrew-Hex Sckt M12-1.75 x 40	Grade 12.9
14	10024641	12	Nut-Hex, M12-1.75	Grade 8
15	48228-06	1	P-Clip, 1.23" Dia	
16	450377	1	Nut-Hex, M6-1.0 Nyloc	Grade 8
17	450002	1	Bolt-Hex, M6-1.0 x 35mm Lg	Grade 8.8
18	10026606	1	Lock Spacer	
19	450399	1	Washer, M6 x 14 x 1.8	
20	4273470	1	Nordloc Washer, M12	
*	10024239	1	Serial Plate ROPS	Not Illustrated
*	10024242	1	Serial Plate SV + ROPS	F305 Only (Not Illustrated)
*	10024243	1	Serial Plate SV + ROPS	F407 Only (Not Illustrated)
*	4370167	1	Cable Tie Fir Tree Mount	Optional Lighting Kit (Not Illustrated)
*	4309904	1	3 Way Distribution Box	Not Illustrated
*	10026127	1	Relay to Heat Module Cable	Not Illustrated
*	10026627	1	100A Heater Relay	Not Illustrated
*	10026128	1	Distribution Box to Heater Relay Cable	Not Illustrated

9.1 FRONT WHEEL MOTORS

Illustration Number: 10009345

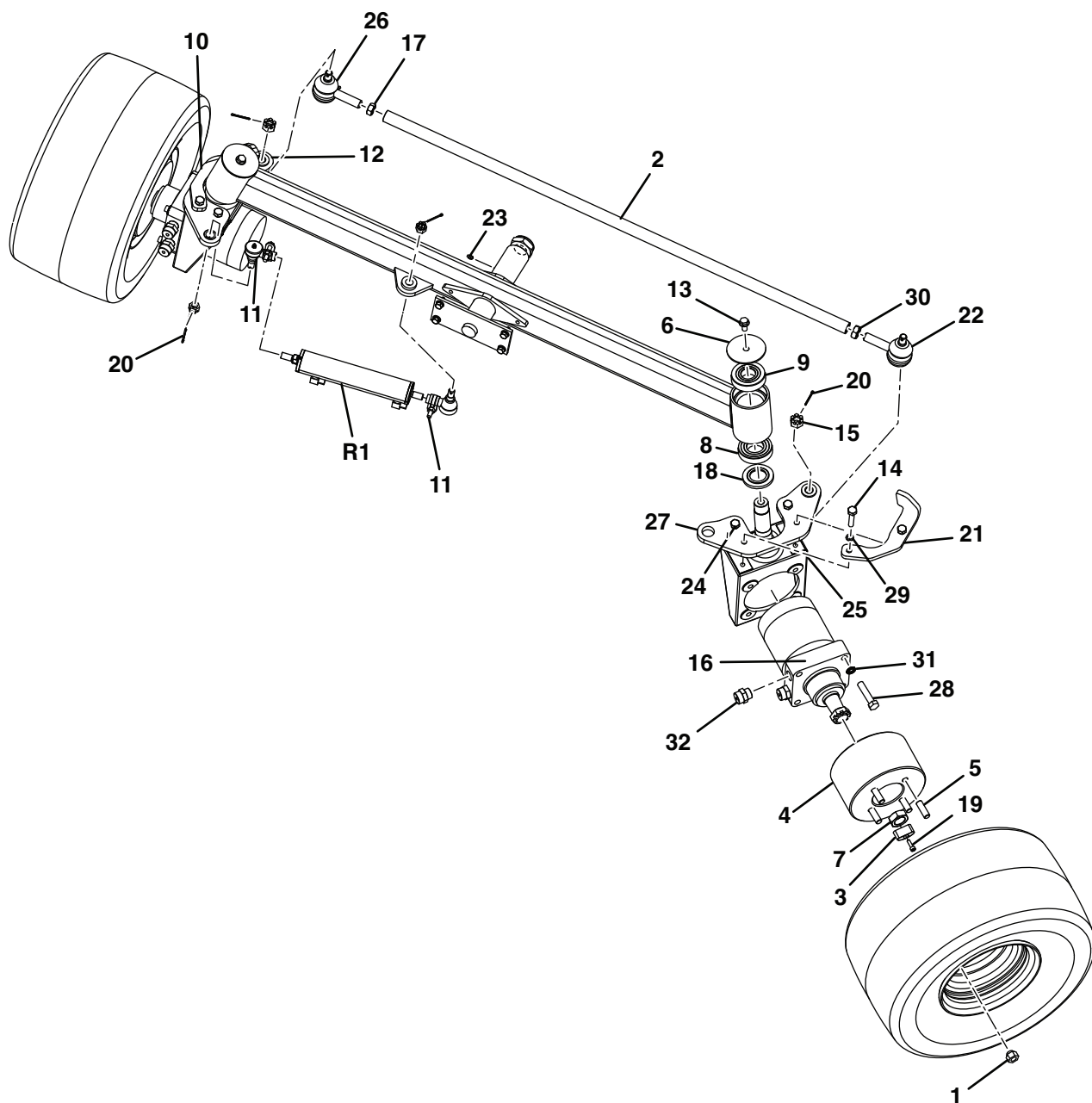


ITEM	PART NO.	QTY.	DESCRIPTION	SERIAL NUMBERS/NOTES
1	694134	2	Front Wheel Motor	
2	4228802	12	Cpssc-Hex-Sckt, M14-1.5x30 Lg	Grade 12.9
3	001594200	12	Lockwasher, M14 x 24.1 x 3	
4	008008460	4	Spherical Wheel Nut, M14-1.5	
A	158006-13	2	Fitting ORS/ORB	
B	002515010	4	Fitting-1-3/16 ORS x 7/8 SAE	
	158061-09	4	• O-Ring	1-3/16" ORS
	002218104	4	• O-Ring	7/8" SAE
C	002525010	2	90-M/M 9/16 ORS x 9/16 SAE	
	158061-18	2	• O-Ring	9/16" ORS
	002218065	2	• O-Ring	9/16" SAE

F305 - F407

10.1 REAR AXLE

Illustration Number: 10005371

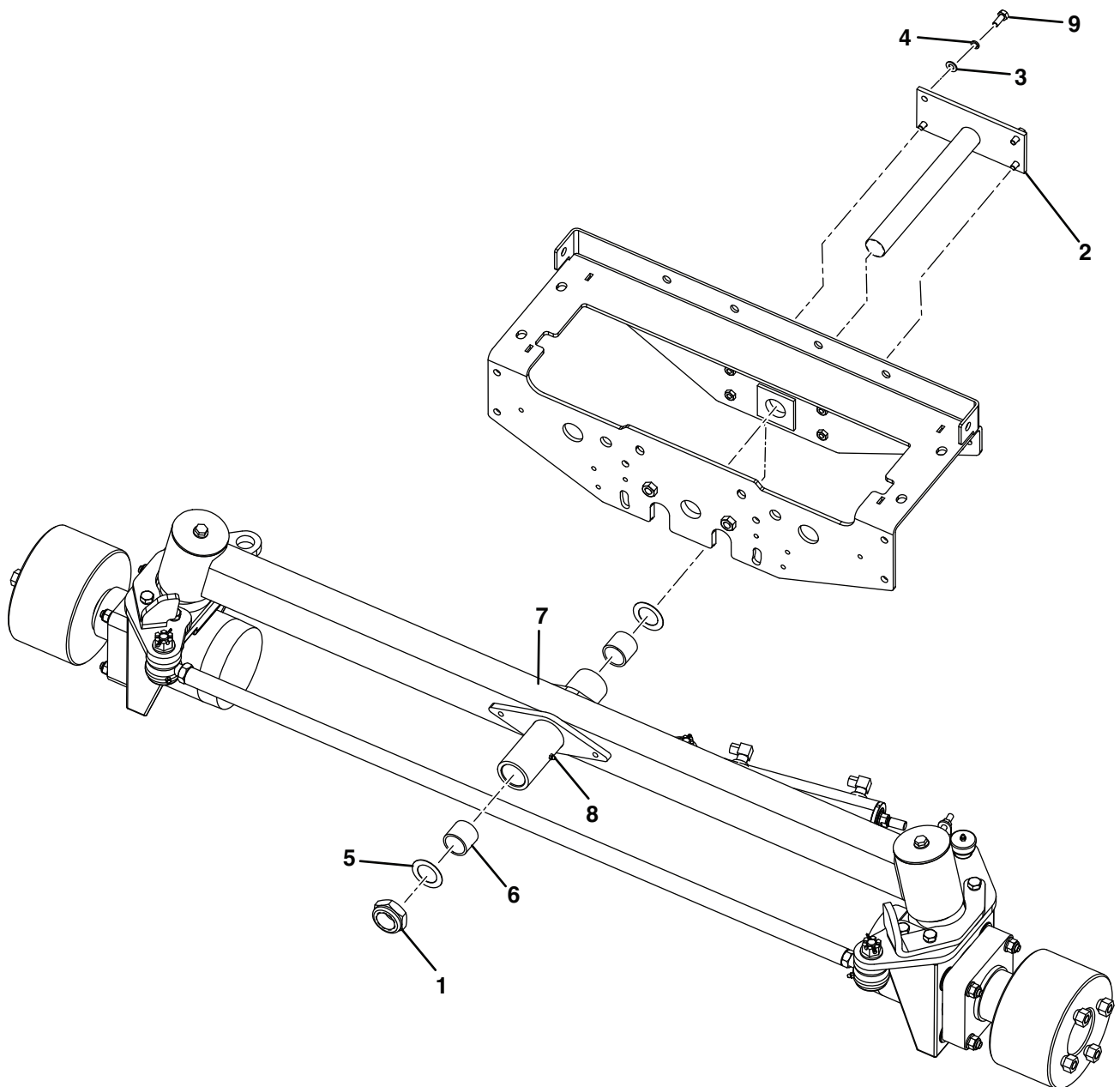


ITEM	PART NO.	QTY.	DESCRIPTION	SERIAL NUMBERS/NOTES
1	001341110	8	Nut-Wheel, 1/2-20 60D	
2	10000091	1	Tie-rod	
3	4192800	2	Hub Lock Nut	
4	4193480	2	Wheel Hub	
5	456800237	8	Stud-1/2-20 x 1-1/2	
6	MBA2397A	2	Washer-11 x 82 x 3	
7	008006260	2	Wheel Motor Nut 1inch-20 UNEF	
8	2036070	2	Brg-Ball 35 x 72 x 17 (6207-2rs)	
9	2037061	2	Brg-Ball 30 x 72 x 19 (6306-2rs)	
10	10027116	1	Axle Stop LH	
11	4141925	2	Joint	
12	10027108	1	Steering Weldment LH	
13	450477	2	Screw-Hex, M10-1.5 x 20mm Lg	Grade 100
14	450219	4	Screw-Hex, M10-1.5 x 50mm Lg	Grade 8.8
15	4124204	2	Nut, 9/16-18, Slotted Hex	
16	W148141-06	2	Motor	
17	800859	1	Nut, Jam, 11/16-18 LH	
18	4200322	2	Washer-King Pin	
19	450712	2	Capscrew-Hex Sckt M6-1.0 x 20	Grade 12.9
20	10010180	4	Pin, 7/64 x 1-1/4 Cotter	
21	10027124	1	Axle Stop RH	
22	4121829	1	Socket, Ball Joint	
23	002993013	1	Lubricator-M6 Straight	
24	450216	4	Screw-Hex M10-1.5 x 35mm Lg	Grade 8.8
25	4372047	2	Yoke, Lar Hyd Motor	
26	4121828	1	Socket, Ball Joint	
27	10027110	1	Steering Weldment, RH	
28	400414	8	Screw, 1/2-13 UNC x 2.25 Hex Hd	
29	4245590	8	AV Washer, 10.7 x 16.6 x 2.5 mm	
30	4400088	1	Nut, Jam, 11/16-18 RH Thread	
31	4273470	8	AV Washer-13 x 19.5 x 2.5	
32	158006-07	4	Fitting-ors/orb	
R1	4271774	1	Hydraulic Cylinder	

F305 - F407

10.1 REAR AXLE

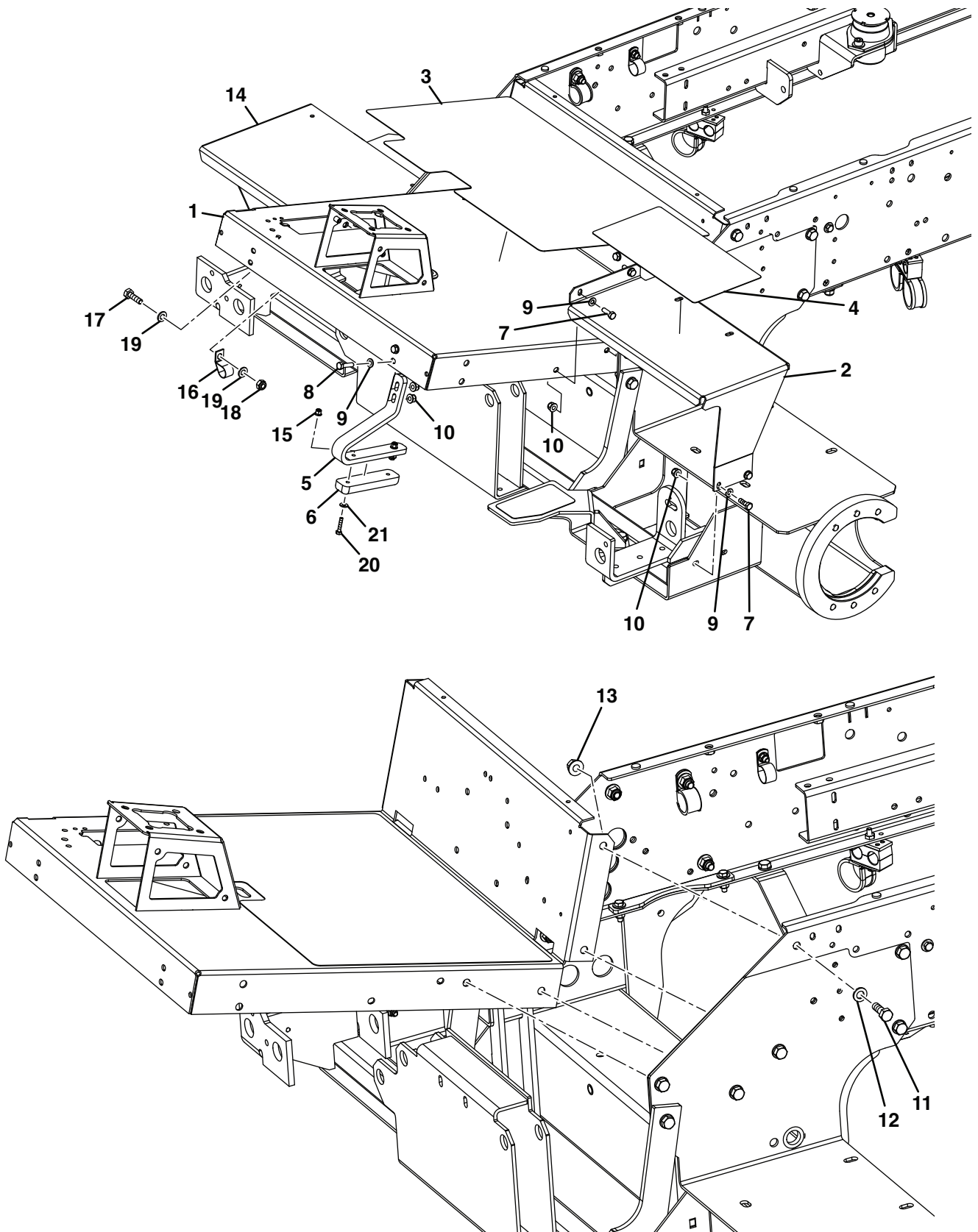
Illustration Number: 10005371



ITEM	PART NO.	QTY.	DESCRIPTION	SERIAL NUMBERS/NOTES
1	001393820	1	Nut-Hex, 1-1/4-12 Nyloc	
2	4287231	1	Weldment, Rear Axle Pivot	
3	450390	4	Washer, M8 x 17 x1.8	
4	450411	4	Lockwasher, M8 x 12.75 x 2	
5	62464-4A	2	Washer-Thrust 1.250 x 1.937 x .030	
6	W108003	2	Bush-1-1/4 x 1-1/2 x 1-1/4	
7	10015564	1	Wldmt-Rear Axle	
8	002993013	1	Lubricator-M6 Straight	
9	450191	4	Screw-Hex, M8-1.25 x 20mm Lg	

11.1 OPERATORS PLATFORM

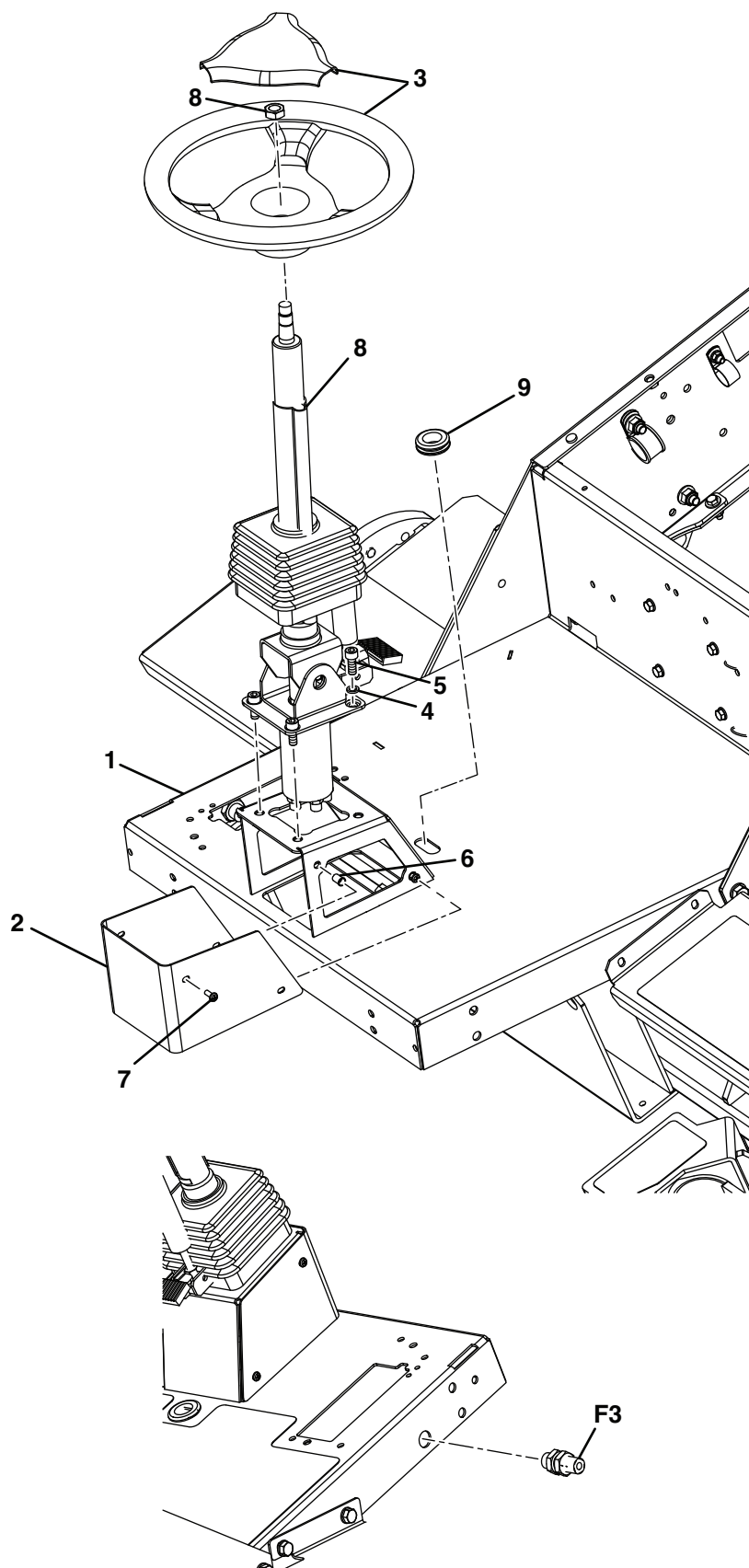
Illustration Number: 10005348



ITEM	PART NO.	QTY.	DESCRIPTION	SERIAL NUMBERS/NOTES
1	10000373	1	Weldment, Tower/Platform	
2	4283159	1	Step, LH	
3	10007927	1	Mat-Platform	
4	2208054	1	Mat-Step	
5	10024133	1	Bracket, Bump Stop	
6	4139004	1	Rubber Bumper	
7	450192	6	Screw-Hex, M8-1.25 x 25mm Lg	Grade 8.8
8	450193	2	Screw-Hex, M8-1.25 x 30mm Lg	Grade 8.8
9	450390	16	Washer, M8 x 17 x 1.8	
10	452436	12	Nut-Hex, M8 Flange Nyloc	
11	450242	2	Screw-Hex, M12-1.75 x 35mm Lg	Grade 8.8
12	450392	2	Washer, M12 x 24 x 2.7	
13	452438	2	Nut-Hex, M12 Flange Nyloc	
14	10024230	1	Step, RH	
15	452435	2	Nut-Hex, M6 Flange Nyloc x 2	
16	469016509	2	Clip H980016	
17	450216	2	Screw-Hex, M10-1.5 x 35mm Lg	Grade 8.8
18	450379	2	Nut-Hex, M10-1.5, Nyloc	Grade 8
19	450391	4	Washer, M10 x 21 x 2.2	
20	450001	2	Bolt-Hex, M6-1.0 x 30mm Lg	Grade 8.8
21	452100019	2	Washer, 1/4 x 5/8 x .064	

11.1 OPERATORS PLATFORM

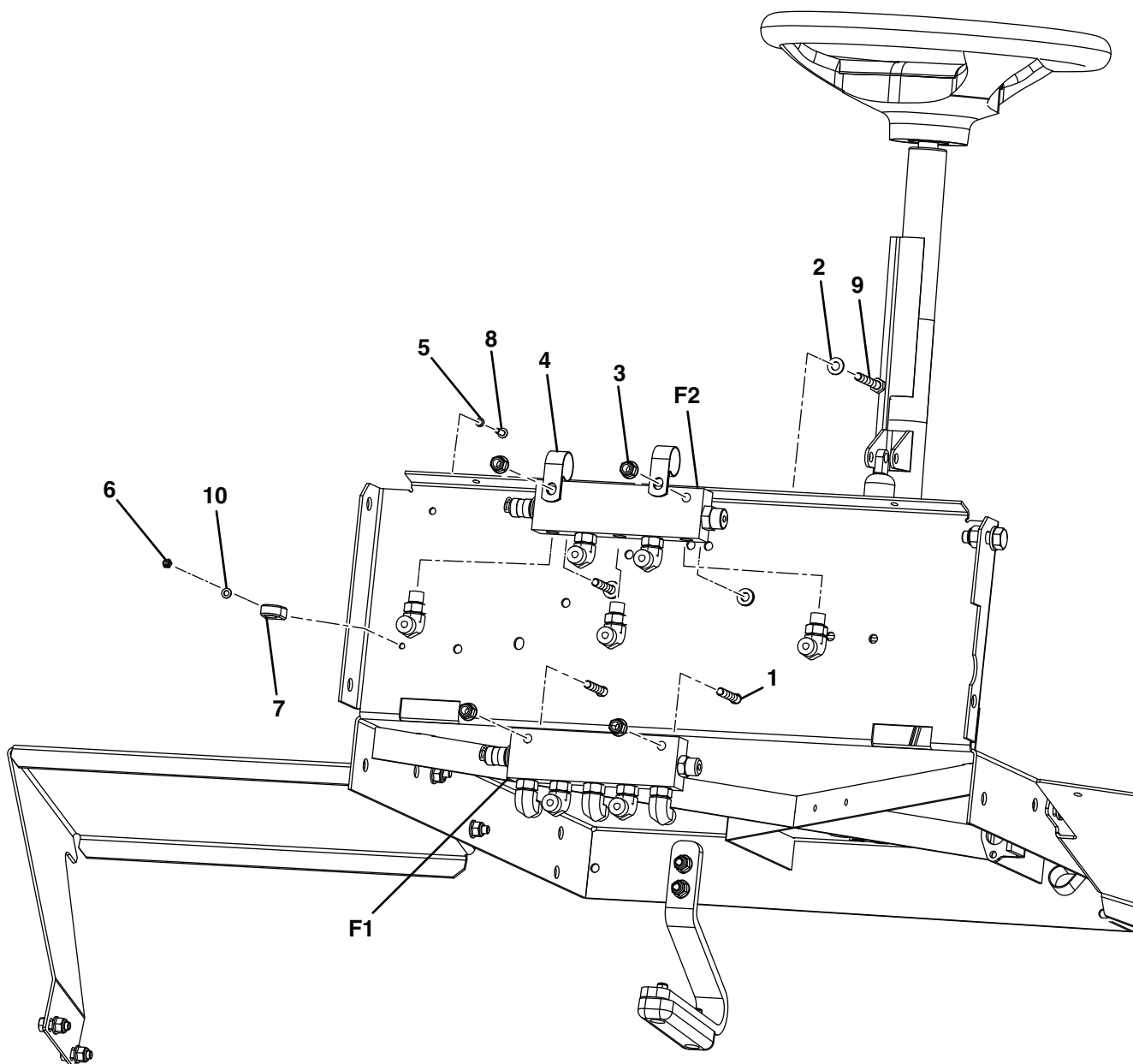
Illustration Number: 10005348



ITEM	PART NO.	QTY.	DESCRIPTION	SERIAL NUMBERS/NOTES
1	10000373	1	Weldment, Tower/Platform	
2	10011241	1	Steering Cover Shroud	
3	2811364	1	Steering Wheel	
4	450412	4	Lockwasher, M10 x 15.9 x 2.5	
5	450738	4	Capscrew-Hex, Sckt M10-1.5 x 25	Grade 12.9
6	450357	4	M6-1.0 (A-k) Nutsert (0.7-4.2 G/l)	
7	450541	4	Screw-Pan Head, M6-1.0x16mm Lg	Grade 4.8
8	4208720	1	Steering Unit & Column	
	4152758	AR	Steering Pump Unit	
	4198282	AR	Steering Column	
	4213220	AR	Steering Column Sleeve	
	4270219	AR	Universal Joint Service Kit	
	4278451	AR	Gas Spring Pivot Kit	
	4280351	AR	Gas Spring	
	4397006	AR	Steering Column Pivot Service Kit	
	4399466	AR	Steering Column Bearing Service Kit	Contains Items 4397007 & 4399298
	4397007	2	Sleeve Bearing 16 x 18 x 8	
	4399298	2	10 mm Dome Capped Star Lock	
	450020338	1	Hexagon Thin Nut 5/8-18	
	4375586	1	Steering Column Bellows	
	4375587	1	Foot Pedal Cover	
	4221160	1	Sleeve - Steering Column	
9	W148034-01	1	Insul Grommet 1inch I/d	
F3	158067-04	1	Fitting-Bulkhead Ors/ors	

11.1 OPERATORS PLATFORM

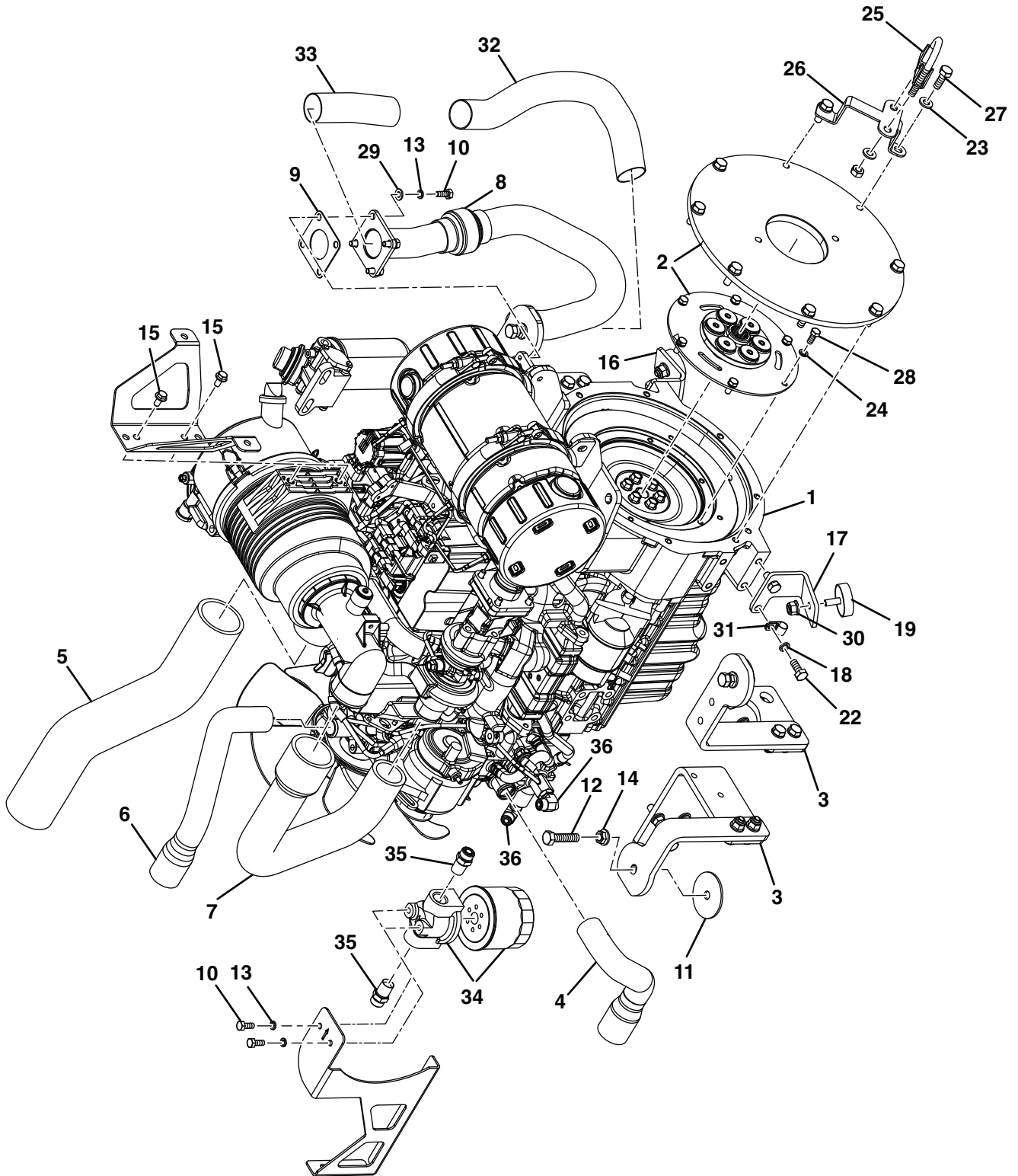
Illustration Number: 10005348



ITEM	PART NO.	QTY.	DESCRIPTION	SERIAL NUMBERS/NOTES
1	450017	2	Bolt-Hex, M8-1.25 x 45mm Lg	Grade 8.8
2	450390	16	Washer, M8 x17 x 1.8	
3	452436	12	Nut-Hex, M8 Flange Nyloc	
4	4399026	2	P-Clip, 20mm	
5	450409	1	Lockwasher, M5 x 8.55 x 1.5	
6	450376	1	Nut-Hex, M5-0.8,	Grade 8
7	4167145	1	Conduit Clamp, 13mm	
8	450528	1	Screw-Pan Head, M5-0.8x16mm Lg	Grade 4.8
9	450018	2	Bolt-Hex, M8-1.25 x 50mm Lg	Grade 8.8
10	450388	1	Washer, M5 x 10 x 1.1	
F1	4198800	1	Manifold Assembly	
F2	10026657	1	Manifold Assembly	

12.1 ENGINE MOUNTING

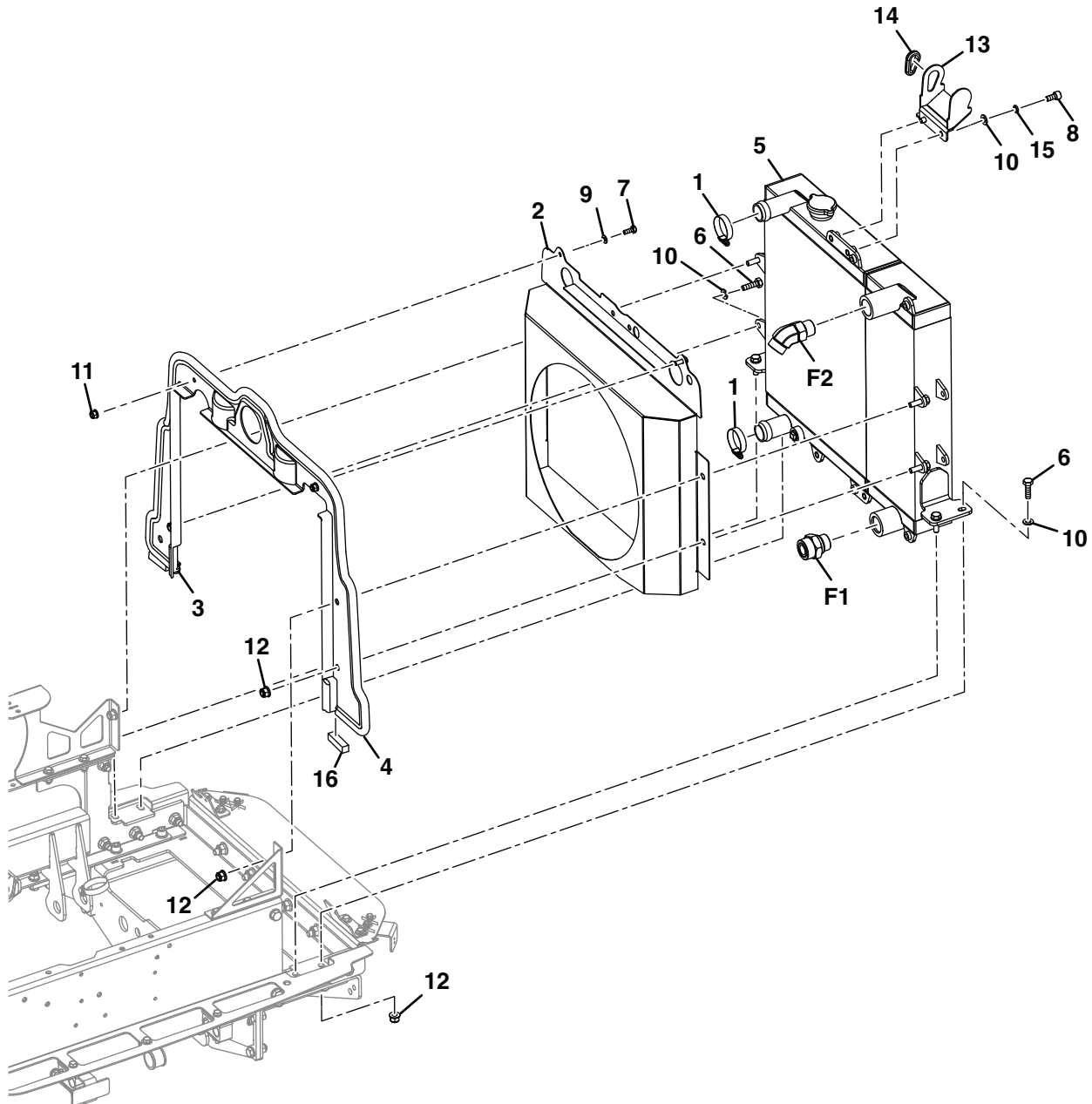
Illustration Number: 10009152



ITEM	PART NO.	QTY.	DESCRIPTION	SERIAL NUMBERS/NOTES
1	696678	1	Engine-Kubota V1505-CR-T, Stg V	
	4334446	1	• Auxiliary Belt	
2	10008529	1	Belt Housing & Eng Coupling Kit	
3	10010133	1	Engine Mount Assembly	
4	10010131	1	Kit-Moulded Hoses V1505 CRT	
5	10004473	1	• V1505 CR-T Air Intake	
6	10008125	1	• Hose - Radiator to Engine	
7	10004489	1	• V1505 CR-T Air Intake	
8	10007402	1	Weldment- FW SV Exhaust	
9	4134436	1	Gasket, Exhaust Flange	
10	450191	6	Screw-Hex, M8-1.25 x 20mm Lg	Grade 8.8
11	10004658	4	Hydro Mount Spacer	
12	450245	4	Screw-Hex, M12-1.75 x 50mm Lg	Grade 8.8
13	450411	6	Lockwasher, M8 x 12.75 x 2	
14	450455	4	Nut-Hex, M12-1.75	Grade 10
15	450470	2	Screw-Hex, M8-1.25 x 16mm Lg	Grade 100
16	10024079	1	Bracket - Engine Stop, LH	
17	10023715	1	Bracket - Engine Stop, RH	
18	450412	4	Lockwasher, M10 x 15.9 x 2.5	
19	J361723	2	Stop-Rubber	
20	4175141	1	Rubber Boot	Not Illustrated
21	4175160	3	Rubber Boot (Red)	Not Illustrated
22	452751	4	Screw-Hex, M10-1.5 x 25mm Lg	Grade 8.8
23	4224901	10	AV Washer, 10.7 x 21 x 2.5	
24	4258312	6	AV Washer, 8.7 x 13.5 x 2.5	
25	4388606	1	U Clamp 48mm 1-7/8"	
26	10027282	1	Bracket, Exhaust Clamp	
27	006820550	8	Screw-Hex, M10-1.25 x 30mm Lg	Grade 8.8
28	400184J	6	Screw, 5/16-18 x 0.75 Hex Head	
29	450390	4	Washer, M8 x 17 x 1.8	
30	452437	2	Nut-Hex, M10 Flange Nyloc	
31	469016517	1	'P' Clip	
32	10041511	1	Tube-Exhaust Sleeve Bottom	
33	10041510	1	Tube-FW SV Exhaust Sleeve	
34	10010551	1	Filter Assembly	
35	158065-03	2	• Connector, 1/2 NPT x 13/16 ORFS	
	158061-02	2	• O-Ring 13/16" ORFS	
36	4398567	2	90 Elbow - 11/16 ORFS - M16	
	158061-01	2	• O-Ring 11/16" ORFS	
37	4175141	1	Rubber Boot	Not Illustrated
38	10047733	1	Assembly, Fairway Engine Harness	Not Illustrated
39	10047730	1	• Engine Harness (V1505)	Not Illustrated
40	10047748	1	• Heater Relay Jumper	Not Illustrated

13.1 COOLER AND MOUNTING

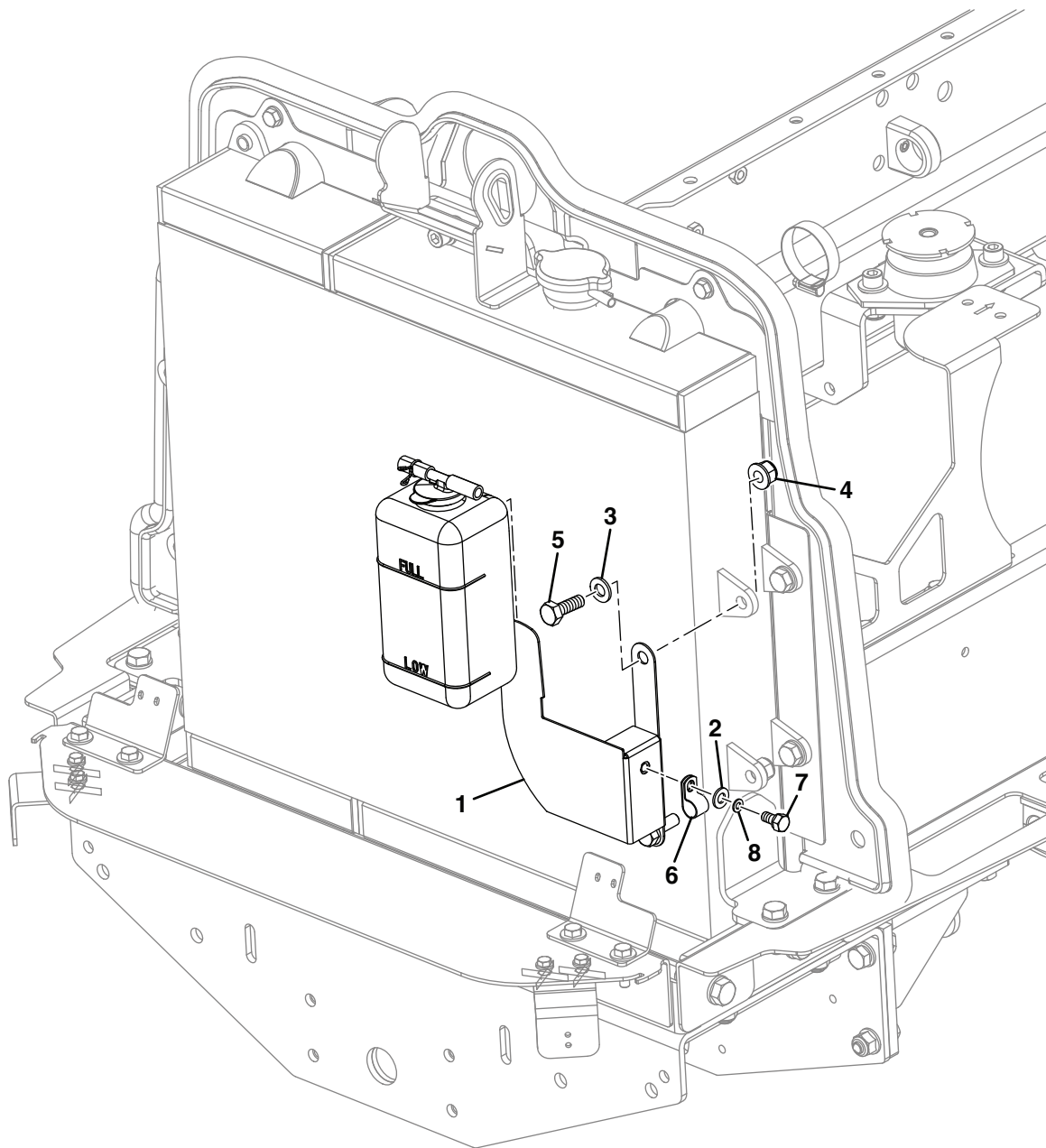
Illustration Number: 10009154



ITEM	PART NO.	QTY.	DESCRIPTION	SERIAL NUMBERS/NOTES
1	48396	4	Hose-clamp SAE24	
2	698257	1	Wldmt-Radiator Shroud	
3	699185	1	Shroud	
4	695808	1	• Fan Shroud Trim	
5	4421429	1	Radiator/Oil Cooler	
6	450029	12	Bolt-Hex, M10-1.5 x 35mm Lg	Grade 8.8
7	450191	2	Screw-Hex, M8-1.25 x 20mm Lg	Grade 8.8
8	450737	2	Capscrew-Hex Sckt, M10-1.5 x 20	Grade 12.9
9	450390	3	Washer, M8 x 17 x 1.8	
10	450391	16	Washer, M10 x 21 x 2.2	
11	452436	2	Nut-Hex, M8 Flange Nyloc	
12	452437	14	Nut-Hex, M10 Flange Nyloc	
13	10023566	1	Weldment-Air Intake	
14	4305715	1	Grommet, 32x46x11	
15	450412	2	Lockwasher, M10 x 15.9 x 2.5	
16	10045559	2	Sealing Foam	
F1	002515800	1	Ftg-1-11/16 ORS x 1-5/16 SAE	1-11/16" ORS
	158061-15	1	• O-Ring	
F2	4396469	1	Hyd Ftg, 1-7/16 ORFS x1-5/16 SAE	1-7/16" ORFS
	158061-19	1	• O-Ring	

13.1 COOLER AND MOUNTING

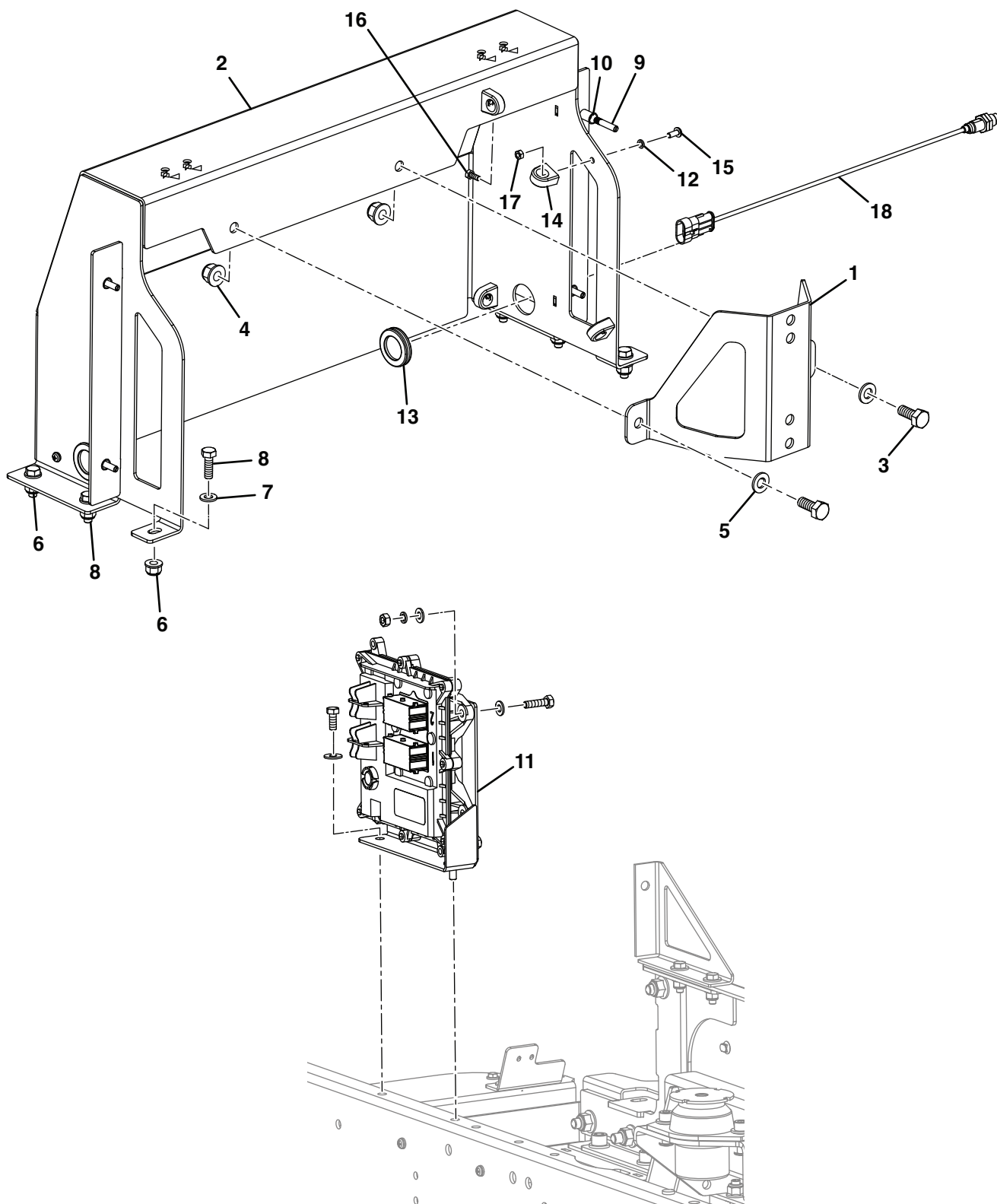
Illustration Number: 10009154



ITEM	PART NO.	QTY.	DESCRIPTION	SERIAL NUMBERS/NOTES
1	10023403	1	Coolant Overflow Tank Bracket	
2	450390	3	Washer, M8 x 17 x 1.8	
3	450391	16	Washer, M10 x 21 x 2.2	
4	452437	14	Nut-Hex, M10 Flange Nylon	
5	450215	2	Screw-Hex, M10-1.5 x 30mm Lg	Grade 8.8
6	469016517	1	P - Clip	
7	450190	1	Screw-Hex, M8-1.25 x 16mm Lg	Grade 8.8
8	450411	1	Lockwasher, M8 x 12.75 x 2	

14.1 ENGINE BULKHEAD

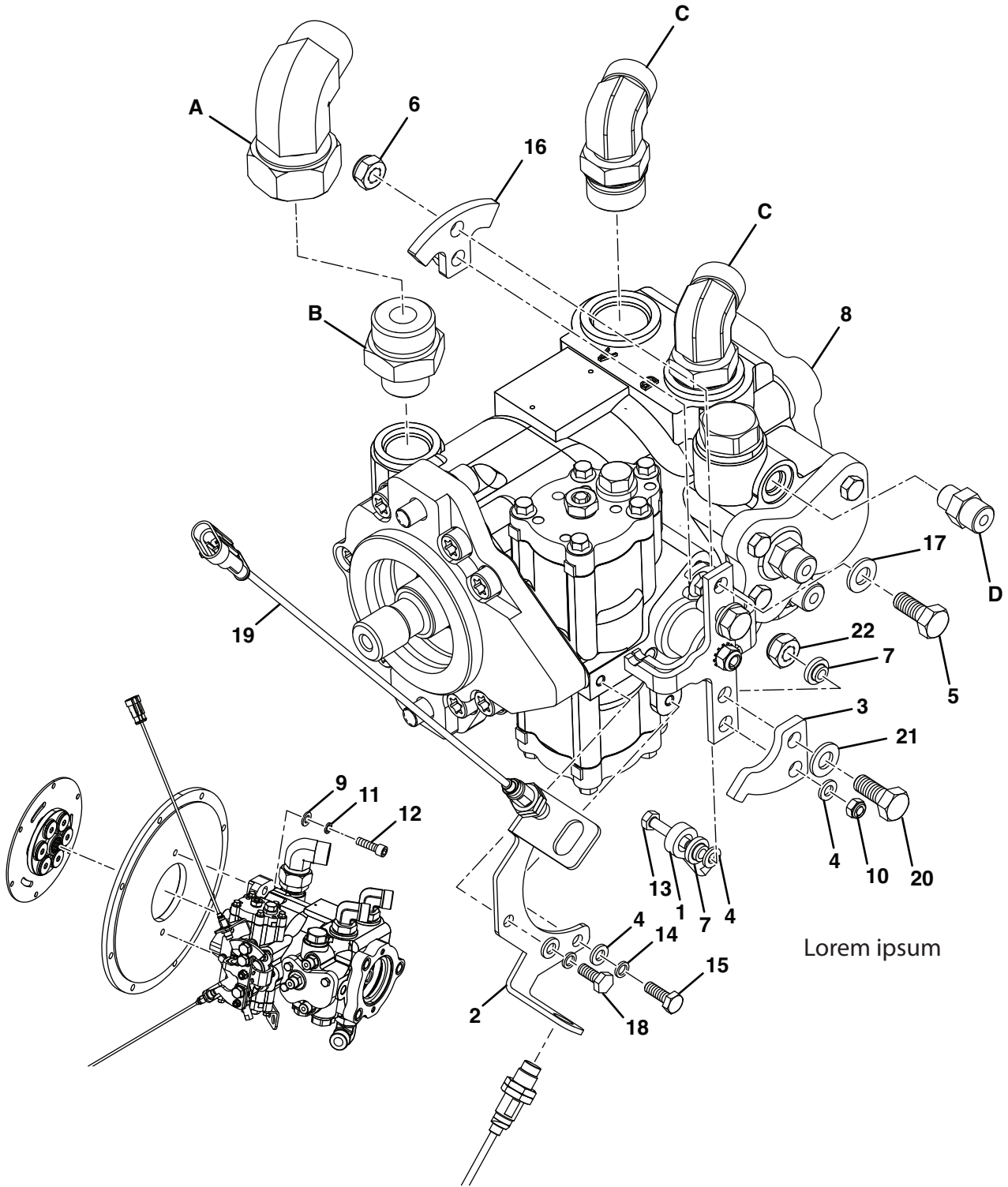
Illustration Number: 10009151



ITEM	PART NO.	QTY.	DESCRIPTION	SERIAL NUMBERS/NOTES
1	10004472	1	Air Cleaner Mounting Bracket	
2	699153	1	Engine Bulkhead	
3	450214	2	Screw-Hex, M10-1.5 x 25mm Lg	Grade 8.8
4	452437	2	Nut-Hex, M10 Flange Nyloc	
5	450391	2	Washer, M10 x 21 x 2.2	
6	452436	6	Nut-Hex, M8 Flange Nyloc	
7	450390	6	Washer, M8 x 17 x 1.8	
8	450192	6	Screw-Hex, M8-1.25 x 25mm Lg	Grade 8.8
9	4324089	4	Slotted Headless Screws, M6x30	
10	450357	4	M6-1.0 (A-k) Nutsert (0.7-4.2 G/l)	
11	10011797	1	Engine Controller	
12	450409	5	Lockwasher, M5 x 8.55 x 1.5	
13	002953320	2	Diaphragm Grommet	
14	4167145	5	Conduit Clamp, 13mm	
15	450526	4	Screw-Pan Head, M5-0.8x12mm Lg	Grade 4.8
16	450149	1	Screw-Hex, M5-0.8 x 12mm Lg	Grade 8.8
17	450322	5	Nut-Hex, M5-0.8	Grade 8
18	682436	1	Proximity Sensor	

15.1 TRANSMISSION PUMP

Illustration Number: 10009170

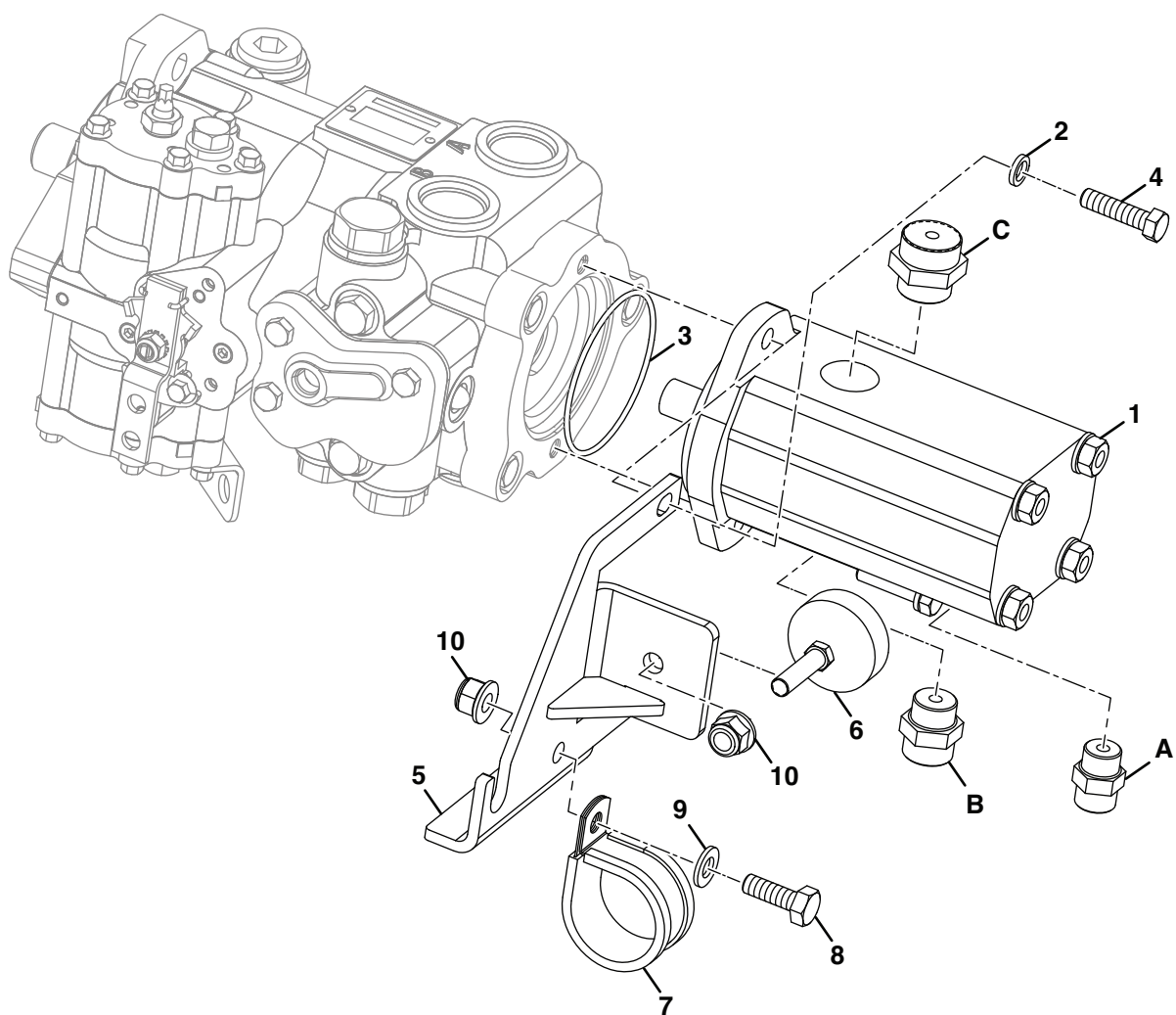


ITEM	PART NO.	QTY.	DESCRIPTION	SERIAL NUMBERS/NOTES
1	128079	1	Rod End, 1/4" Female	
2	10004551	1	Bracket, Neutral Sensor	
3	10004552	1	Plate, Neutral Sensor	
4	450389	4	Washer, M6 x 12.5 x 1.8	
5	450214	1	Screw-Hex, M10-1.5 x 25mm Lg	Grade 8.8
6	450379	1	Nut-Hex, M10-1.5, Nyloc	Grade 8
7	MBF1105A	3	Boss	
8	4321566	1	Transmission Pump	
	008008860	1	• Seal Kit	
9	450392	2	Washer, M12 x 24 x 2.7	
10	450377	1	Nut-Hex, M6-1.0, Nyloc	Grade 8
11	450413	2	Lockwasher, M12 x 17.9 x 2.5	
12	450756	2	Capscrew-Hex Sckt, M12-1.75 x 40	Grade 12.9
13	450001	1	Bolt-Hex, M6-1.0 x 30mm Lg	Grade 8.8
14	450410	2	Lockwasher, M6 x 9.6 x 1.5	
15	400108J	1	Screw-Hex, 1/4-20 x 3/4 Lg	
16	10024800	1	Plate, Reverse Sensor	
17	450391	3	Washer, M10 x 21 x 2.2	
18	400106J	1	Hex Head Screw, 1/4-20 x .625	
19	682436	1	Proximity Sensor	
20	UK450173	2	Screw Hex, M6-1.0 x 30mm Lg	Grade 8.8
21	450399	2	Washer, M6 x 14 x 1.8	
22	UK452435	2	Nut-Hex, M6 Flange Nyloc	
A	4396471	1	Hyd Ftg 7/16" ORFS x FM 90Deg	
B	4396470	1	Hyd Ftg 1-7/16 ORS 1-1/16 SAE	
C	158006-08	2	Fitting - 90 ORS/ORB	
D	158006-01	3	Fitting - ORS/ORB	

F305 - F407

16.1 AUXILIARY PUMP - F305

Illustration Number: 10011346

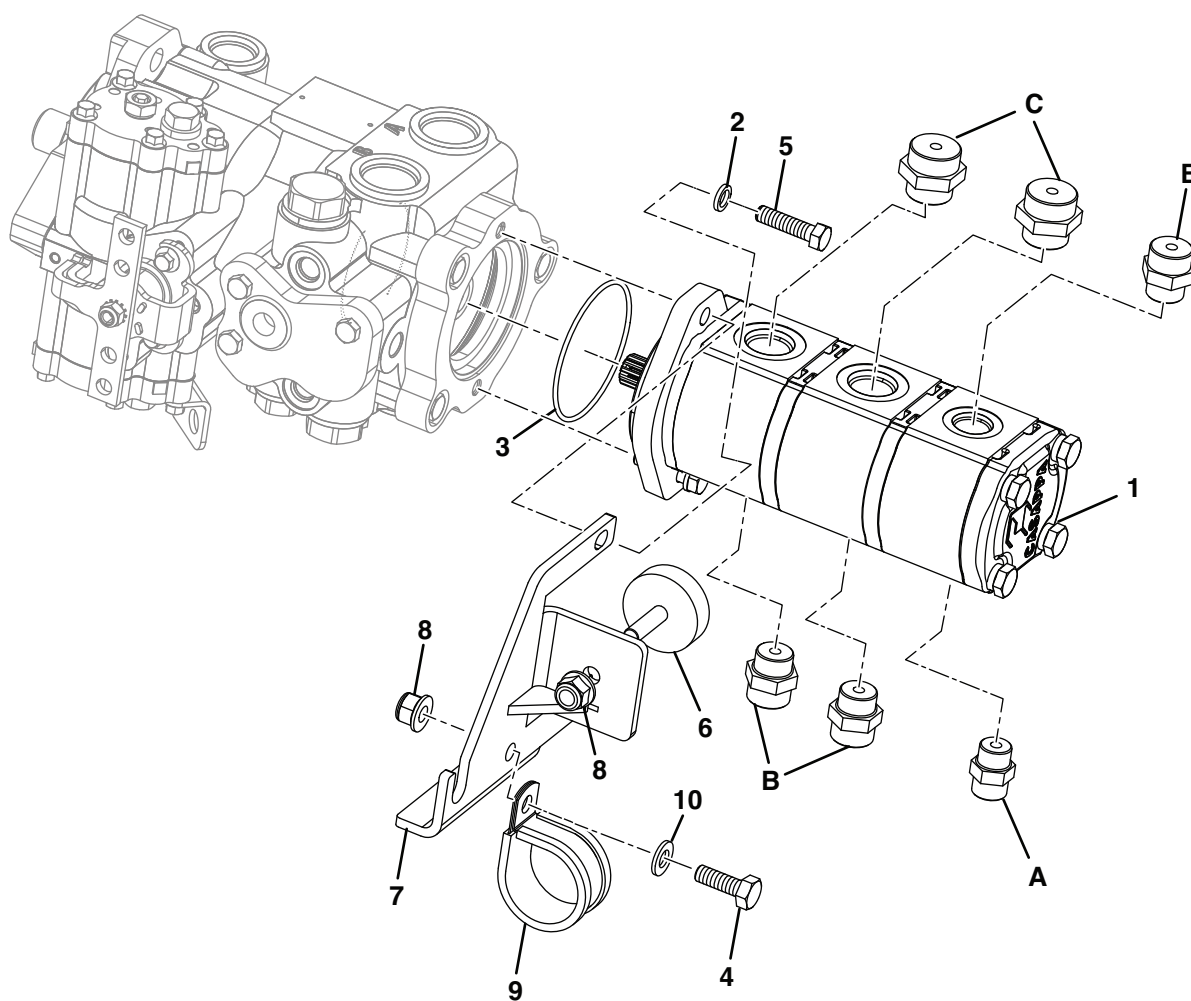


ITEM	PART NO.	QTY.	DESCRIPTION	SERIAL NUMBERS/NOTES
1	10024776	1	Pump	
2	450412	2	Lockwasher, M10 x 15.9 x 2.5	
3	002211520	1	O-Ring, 82.22	
4	451110134	2	Bolt-Hex, 3/8 - 16 x 1.1/2	Grade S
5	10031980	1	Weldment - Traction Mount	
6	4315706	1	Stop - Ployurethane	
7	4344103	1	P-Clip Rubber Sleeve, 48mm	
8	450215	1	Screw-Hex, M10 - 1.5 x 30mm Lg	Grade 8.8
9	450391	1	Washer, M10 x 21 x 2.2	
10	452437	2	Nut-Hex, M10 Flange Nyloc	
A	158006-05	1	Fitting-ORS/ORB	
B	158006-07	1	Fitting-ORS/ORB	
C	158006-08	1	Fitting-ORS/ORB	

F305 - F407

17.1 AUXILIARY PUMP - F407

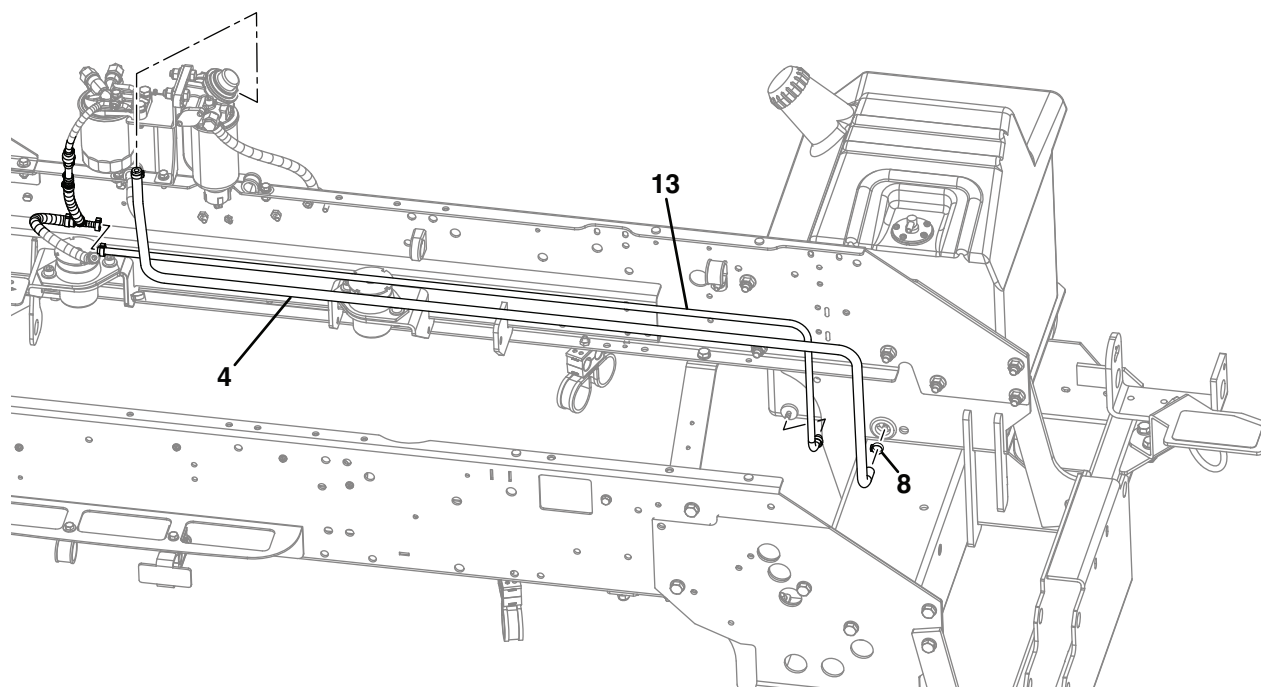
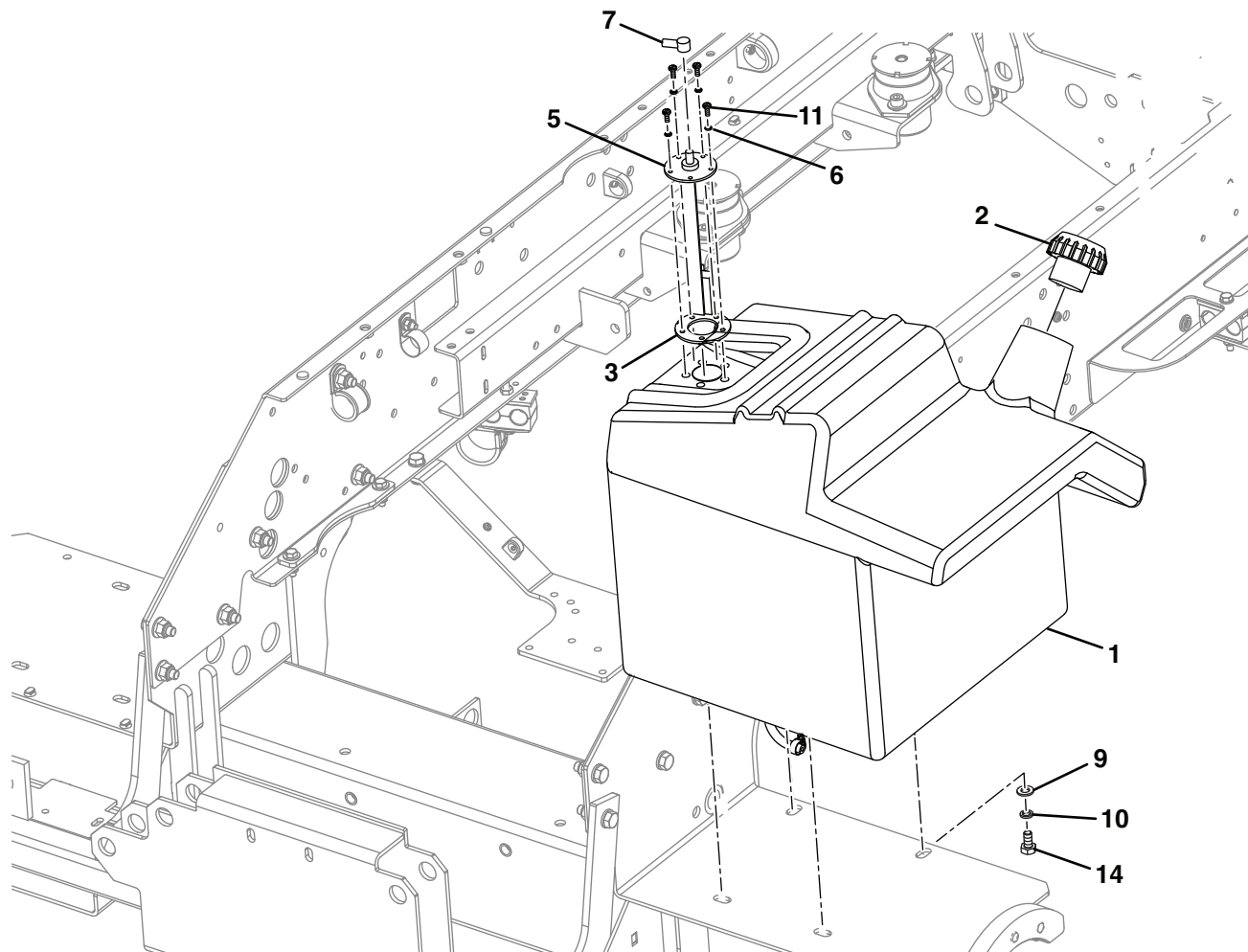
Illustration Number: 10009171



ITEM	PART NO.	QTY.	DESCRIPTION	SERIAL NUMBERS/NOTES
1	10005523	1	Pump-9, 17CC+9, 17CC+6, 3CC	
2	450412	2	Lockwasher, m10x15.9x2.5	
3	002211520	1	O-Ring, 82.22 ID x 2.62	
4	450215	1	Screw-Hex, M10-1.5 x 30mm Lg	Grade 8.8
5	451110134	2	Bolt-Hex, 3/8-16 x 1.1/2 Lg	Grade S
6	4315706	1	Stop-Polyurethane	
7	10031980	1	Weldment - Traction Mount	
8	452437	2	Nut-Hex, M10	
9	4344103	1	P-Clip Rubber Sleeve, 48mm	
10	450391	1	Washer, M10 x 21 x 2.2	
A	158006-05	1	Fitting-ORS/ORB	
B	158006-07	3	Fitting-ORS/ORB	
C	158006-08	1	Fitting-ORS/ORB	

18.1 FUEL TANK

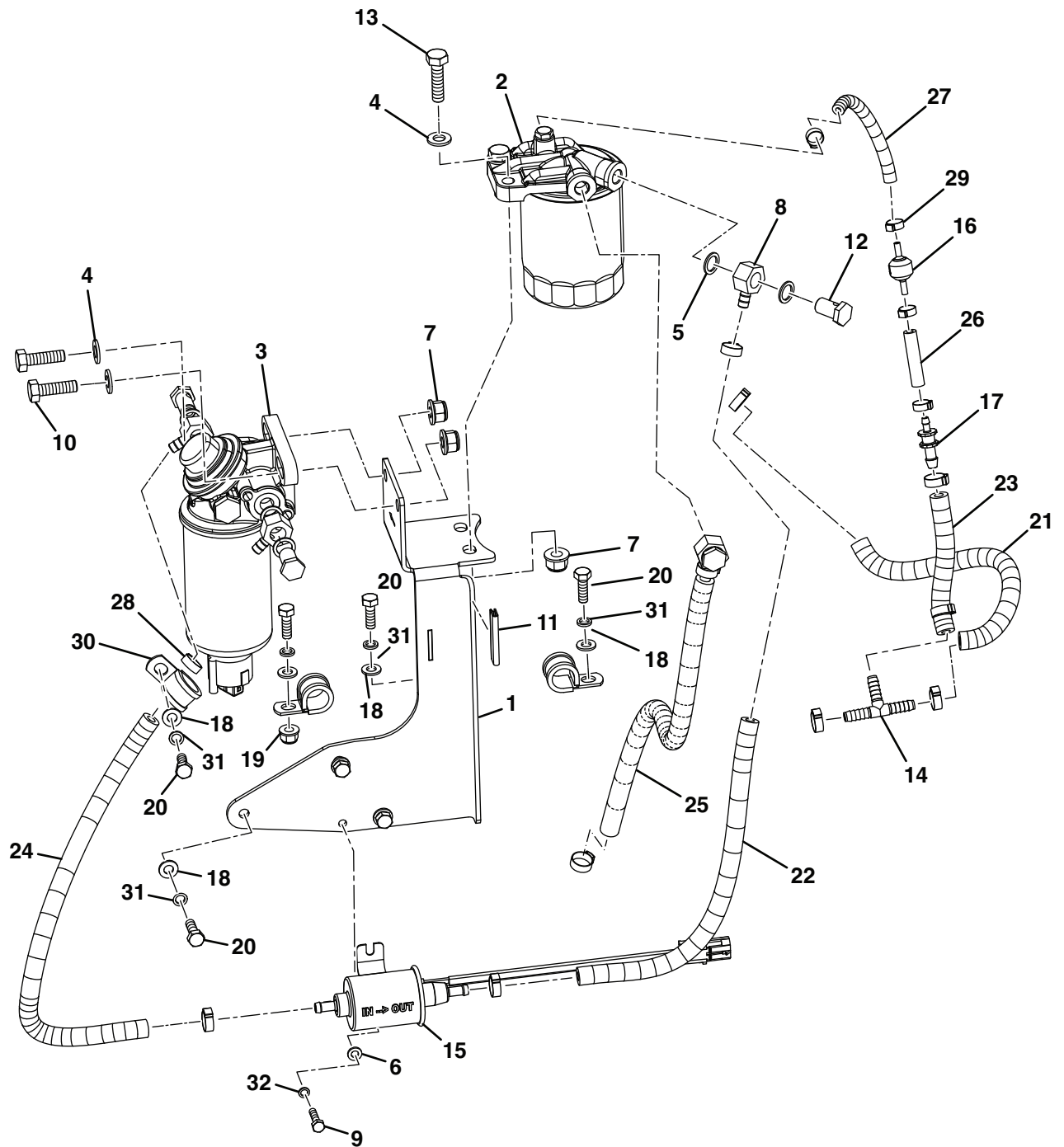
Illustration Number: 10009306



ITEM	PART NO.	QTY.	DESCRIPTION	SERIAL NUMBERS/NOTES
1	10045566	1	Tank-Fuel	
2	W178105	1	Cap - Locking-as 737	
3	W148081	1	Gasket	
4	10010704	1	Fuel Hose, ID 8mm LG 1750	
5	2208073	1	Sender-Fuel Level	
6	450409	5	Lockwasher, M5 x 8.55 x 1.5	
7	2198091	1	Boot, Fuel Sender	
8	10012147	4	Single Ear House Clamp, 14.3-16.8	
9	450391	4	Washer, M10 x 21 x 2.2	
10	450412	4	Lockwasher, M10 x 15.9 x 2.5	
11	64152-05	5	Mach Screw, 10 - 32 x 1/2	
12	450388	1	Washer, M5 x 10 x 1.1	Not Illustrated
13	10010707	1	Fuel Hose, ID 5mm, LG 1500mm	
14	450213	4	Screw-Hex, M10-1.5 x 20mm Lg	Grade 8.8
15	10030637	1	Fuel Level Extension	Not Illustrated

19.1 FUEL PUMP AND FILTER

Illustration Number: 10009157

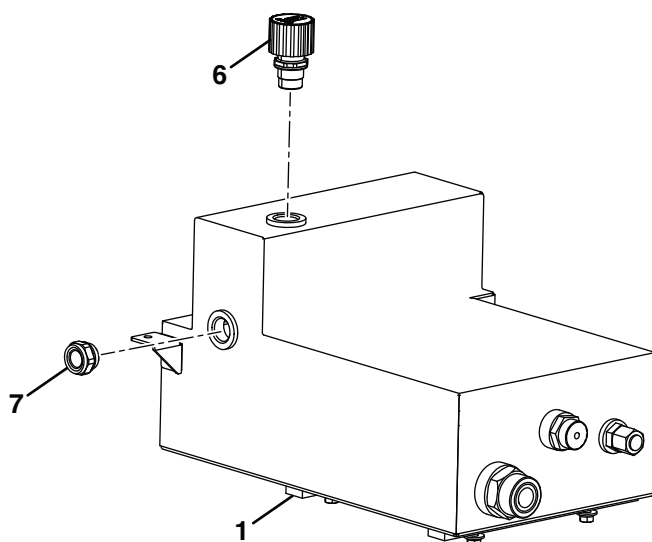
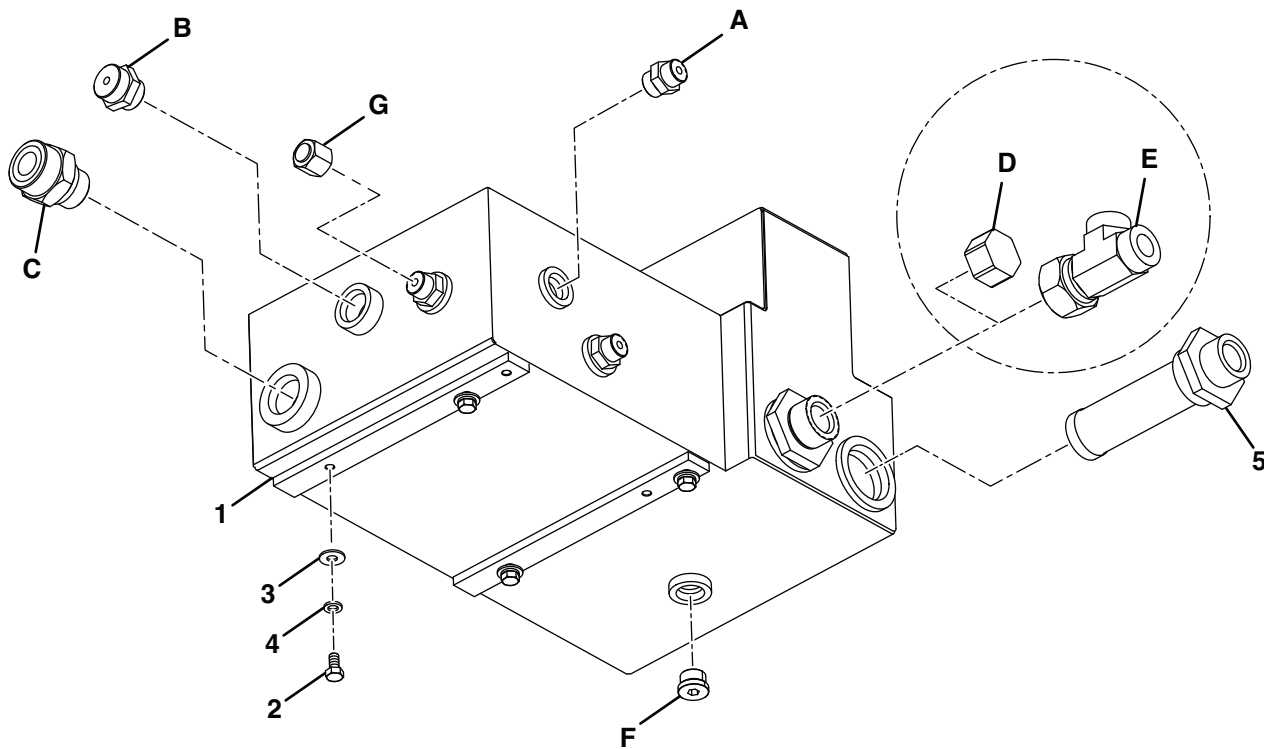


ITEM	PART NO.	QTY.	DESCRIPTION	SERIAL NUMBERS/NOTES
1	10026982	1	Weldment, Fuel Filter Bracket	
2	10010551	1	Filter Assembly, Fuel	
3	4280212	1	Sedimentor	
4	450391	4	Washer, M10 x 21 x 2.2	
5	4138107	8	Washer, Brass	
6	450389	2	Washer, M6 x 12.5 x 1.8	
7	452437	4	Nut-Hex, M10 Flange Nyloc	
8	2501172	4	Fitting, Banjo Fuel	
9	450000	2	Bolt-Hex, M6-1.0 x 25mm Lg	Grade 8.8
10	450029	2	Bolt-Hex, M10-1.5 x 35mm Lg	Grade 8.8
11	379050522	0.25	Beading (H060104)	
12	4138103	4	Bolt, M14 - 1.5 Banjo	
13	450030	2	Bolt-Hex, M10-1.5 x 40mm Lg	Grade 8.8
14	689202	1	TEE Fitting, 5/16 Barb	
15	10007567	1	Electric Fuel Pump, 1.9l/min	
16	4138044	1	Valve, Fuel Check	
17	4139967	1	Adapter, 5/16 Hose To 3/16 Hose	
18	450390	6	Washer, M8 x 17 x 1.8	
19	452436	1	Nut-Hex, M8 Flange Nyloc	
20	450192	6	Screw-Hex, M8-1.25 x 25mm Lg	Grade 8.8
21	10010712	1	Fuel Hose - ID 8mm, LG 260mm	
22	10010711	1	Fuel Hose - ID 8mm, LG 330mm	
23	10010714	1	Fuel Hose - ID 8mm, LG 125mm	
24	10010710	1	Fuel Hose - ID 8mm, LG 410mm	
25	10010713	1	Fuel Hose - ID 8mm, LG 450mm	
26	10010767	1	Fuel Hose - LG 50mm	
27	10010754	1	Fuel Hose - LG 125mm	
28	10012147	12	Single Ear Hose Clamp (14.3-16.8)	
29	10026983	4	Single Ear Hose Clamp (11.3-13.8)	
30	4399026	3	P-Clip, 20mm	
31	450411	6	Lockwasher, M8 x 12.75 x 2	
32	450410	2	Lockwasher, M6 x 9.6 x 1.5	

F305 - F407

20.1 HYDRAULIC TANK

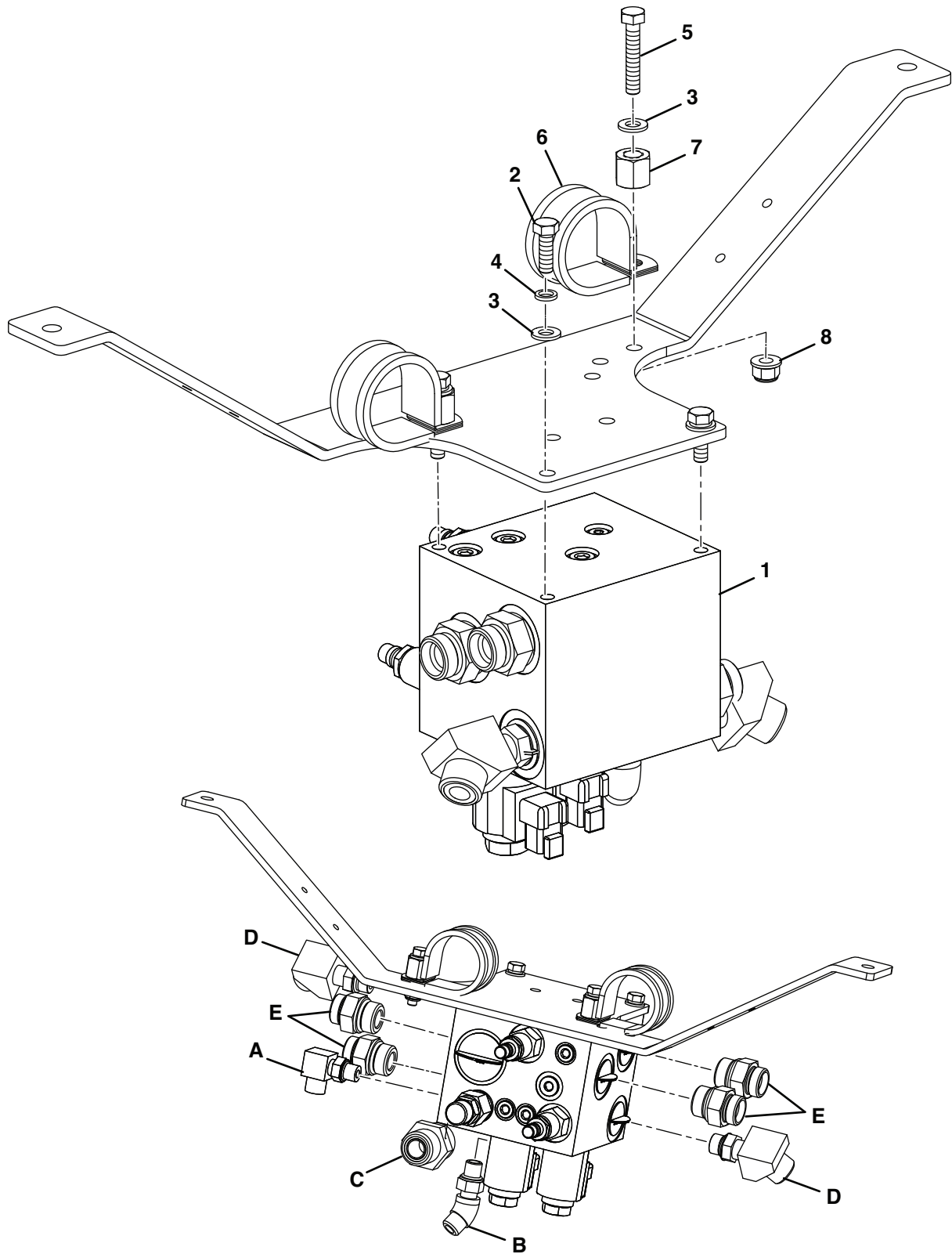
Illustration Number: 10009167



ITEM	PART NO.	QTY.	DESCRIPTION	SERIAL NUMBERS/NOTES
1	10009255	1	Hydraulic Tank	
2	450190	4	Screw-Hex, M8-1.25 x 16mm Lg	Grade 8.8
3	450400	4	Washer, M8x21x1.8	
4	450422	4	Lockwasher, M8x14.85x2.1	
5	415397	2	Strainer Suction, 125 Micron	
6	4240922	1	Breather/Fill-Hyd Oil	
7	10027131	1	Sight Guage	
A	158006-06	3	Fitting-ORS/ORB	
B	158006-08	1	Fitting-ORS/ORB	
C	002515800	1	Ftg-1-11/16 ORS x 1-5/16 SAE	
D	4279891	1	Cap-Female 1" BSP	F305 Only
E	4294751	1	Tee-Ftg, BSP 1" M/F/M	
F	4314286	1	Plug, 7/8" SAE	
G	002568030	1	Cap, 13/16 ORS	

21.1 TRANSMISSION VALVE

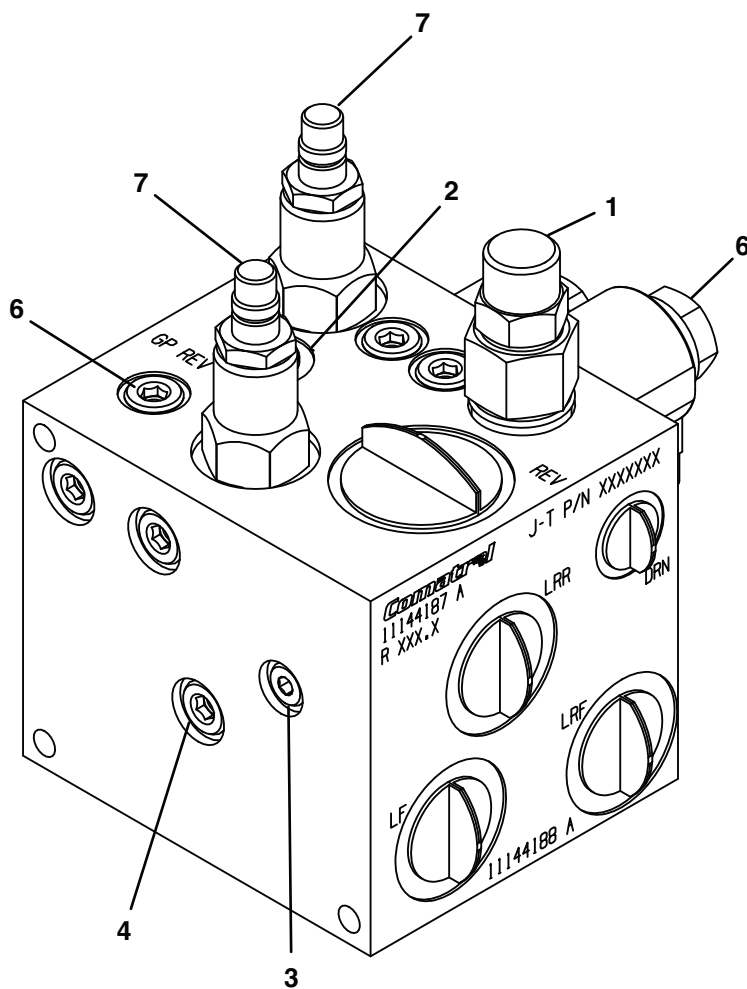
Illustration Number: 10009166



ITEM	PART NO.	QTY.	DESCRIPTION	SERIAL NUMBERS/NOTES
1	10036890	1	Valve, Transmission	
2	450192	2	Screw-Hex, M8-1.25 x 25mm Lg	Grade 8.8
3	450390	4	Washer, M8 x 17 x 1.8	
4	450411	3	Lockwasher, M8 x 12.75 x 2	
5	450017	2	Bolt-Hex, M8-1.25 x 45mm Lg	Grade 8.8
6	4344103	2	P-Clip Rubber Sleeve	
7	4295596	2	Nut - Hex, M12 x 1.75 x 17.5	
8	452436	1	Nut-Hex, M8 Flange Nyloc	
A	158007-01	1	Fitting - 90 ORS/ORB	
B	158059-04	1	Fitting - 45 ORS/ORB	
C	339996	1	Connector, 12-16 Straight Thread	
D	340034	2	90-M/M 13/16 ORS x 3/4 SAE	
E	10010065G13	3	Ftg-Str-M/M-1-1/16 SAE To 18 DIN	

22.1 TRANSMISSION VALVE BREAKDOWN

Illustration Number: 10009166

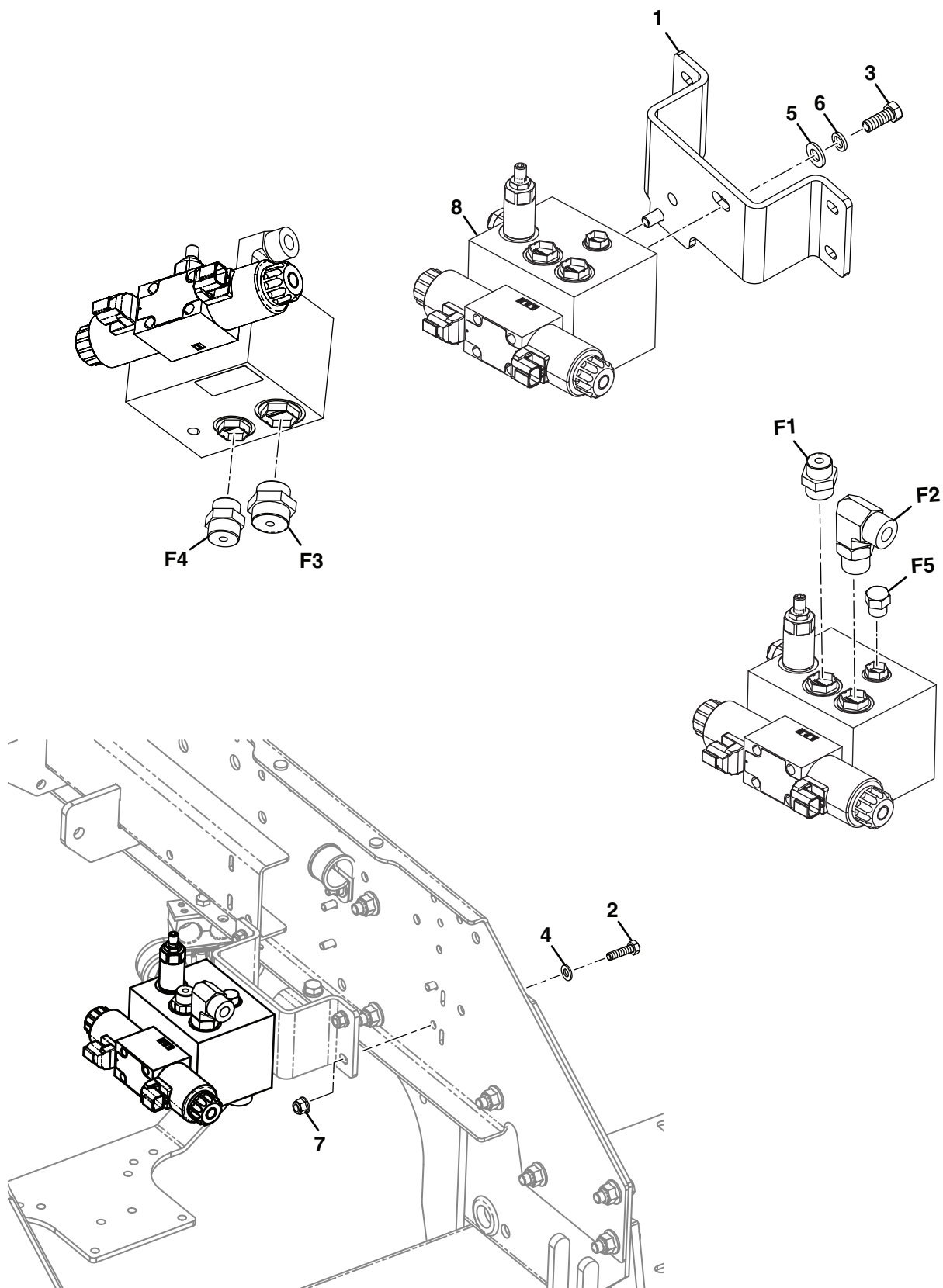


ITEM	PART NO.	QTY.	DESCRIPTION	SERIAL NUMBERS/NOTES
	4302031	1	Transmission Valve	
1	4283680	1	• Flushing Valve	
2	4369157	1	• Plug 6 SAE Straight	
3	4369158	1	• Plug 4 SAE Tapered	
4	4369159	6	• Plug 6 SAE Tapered	
5	4369160	1	• Orifice M8x DIN 906 Hole 1.3mm	Not Illustrated
6	4369161	2	• Solenoid Valve	
7	4369162	2	• Relief Valve 27.6 bar	
	4375626	2	• Coil Nut	Not Illustrated
	4369163	AR	• Seal Kit (Complete Valve)	Not Illustrated
	4378006	2	• Seal Kit (Solenoid Valve)	Not Illustrated
	4378007	2	• Seal Kit (Relief Valve)	Not Illustrated

F305 - F407

23.1 CUTTER VALVE - F305

Illustration Number: 10011360

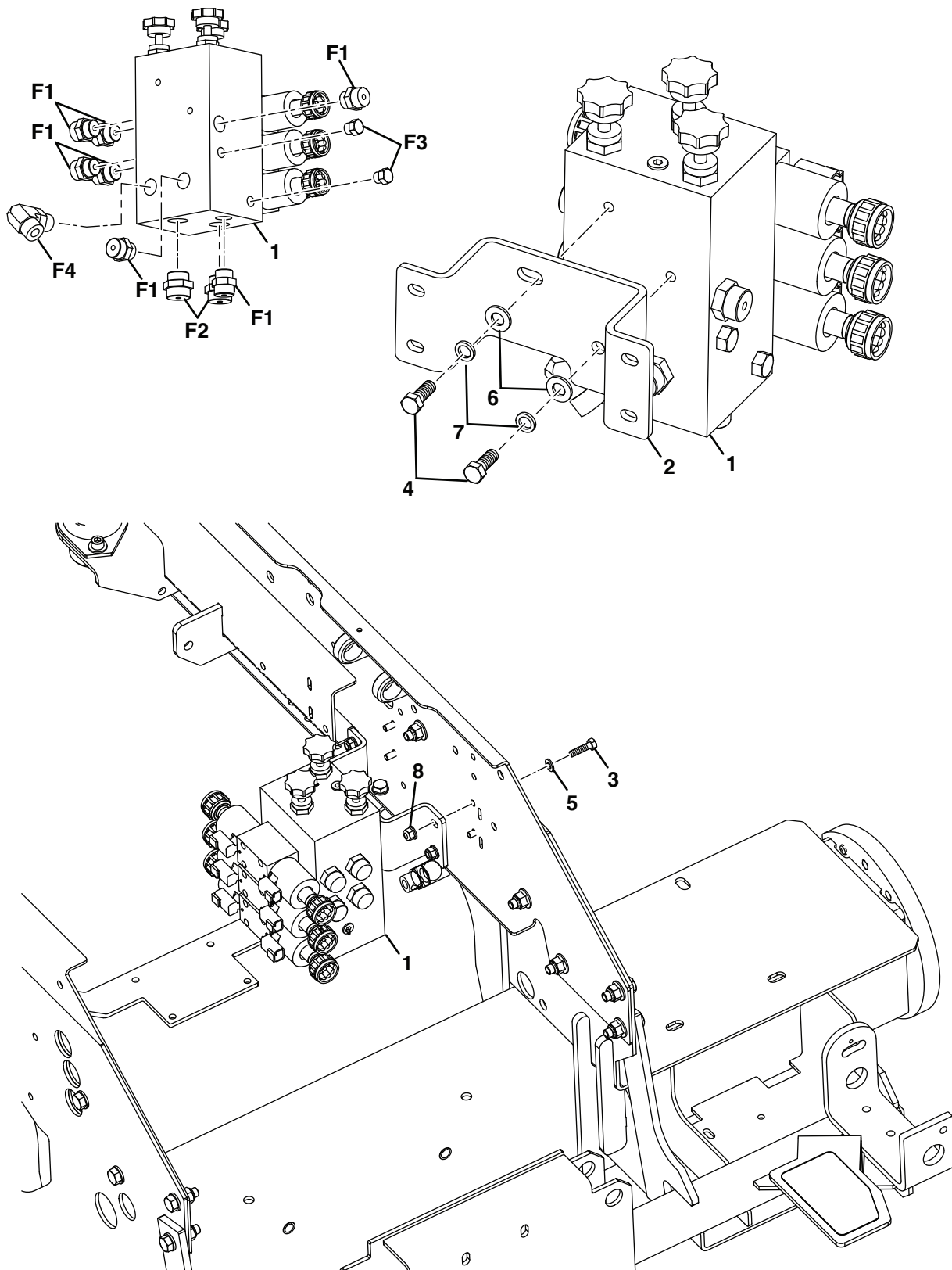


ITEM	PART NO.	QTY.	DESCRIPTION	SERIAL NUMBERS/NOTES
1	10004650	1	Bracket, Reel Valve	
2	450193	4	Screw-Hex, M8-1.25 x 30mm Lg	Grade 8.8
3	456110066	2	Screw-Hex, 3/8-16 x 1	Grade S
4	450390	4	Washer, M8 x 17 x 1.8	
5	450391	2	Washer, M10 x 21 x 2.2	
6	450412	2	Lockwasher, M10 x 15.9 x 2.5	
7	452436	4	Nut-Hex, M8 Flange Nyloc	
8	10014818	1	Valve, Reel	
*	10056090	1	• Direction Control Valve, 4/3	
*	10059171	2	• • Coil	
*	10058430	1	• • Gasket Kit	
*	10056091	1	• Pressure Relief Valve	
*	10032458	1	• • Gasket Kit	
*	10056093	1	• Flow Control Valve	
*	10059167	1	• • Gasket Kit	
F1	158006-06	1	Fitting-ORS/ORB	
F2	W158007-05	1	90-M/M 1 ORS x 7/8 SAE	
F3	158006-08	1	Fitting-ORS/ORB	
F4	158006-07	1	Fitting-ORS/ORB	
F5	002444056	1	Plug, 9/16 SAE	

F305 - F407

24.1 CUTTER VALVE - F407

Illustration Number: 10011358

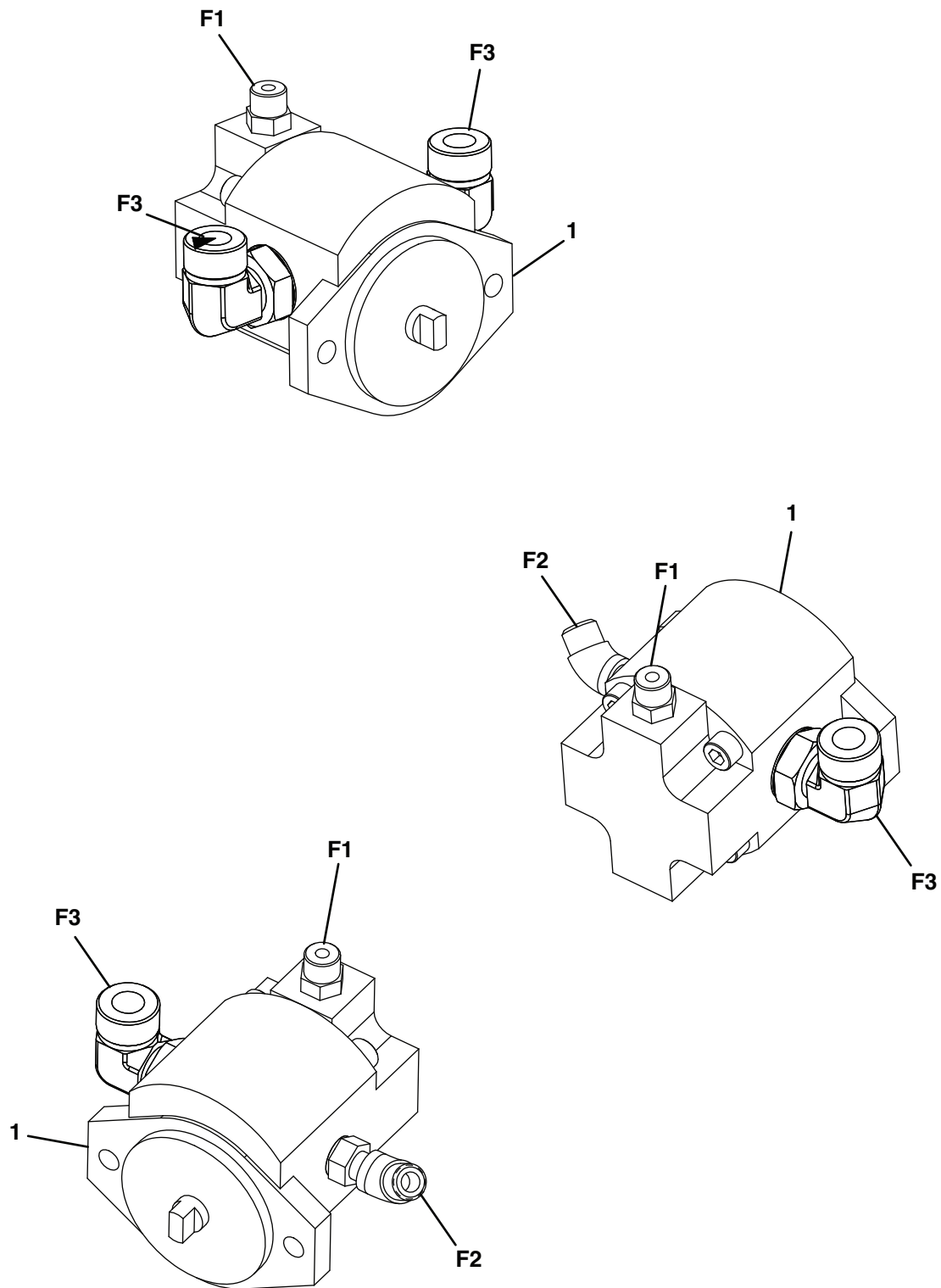


ITEM	PART NO.	QTY.	DESCRIPTION	SERIAL NUMBERS/NOTES
1	10004654	1	Valve, Reel	
2	10004650	1	Bracket, Reel Valve	
3	450193	4	Screw, Hex M8-1.25 x 30mm Lg	Grade 8.8
4	456110066	2	Screw, Hex 3/8-16 x 1mm Lg	Grade S
5	450390	4	Washer, M8 x 17 x 1.8	
6	450391	2	Washer, M10 x 21 x 2.2	
7	450412	2	Lockwasher, M10 x 15.9 x 2.5	
8	452436	4	Nut-Hex M8 Flange Nyloc	
F1	158006-07	7	Fitting, ORS/ORB	
F2	158006-08	2	Fitting, ORS/ORB	
F3	002444056	2	Plug-9/16 SAE	
F4	W158007-05	1	90-M/M 1 ORS x 7/8 SAE	

F305 - F407

25.1 CUTTER MOTORS - F305 - F407

Illustration Number: 10011340; 10011339

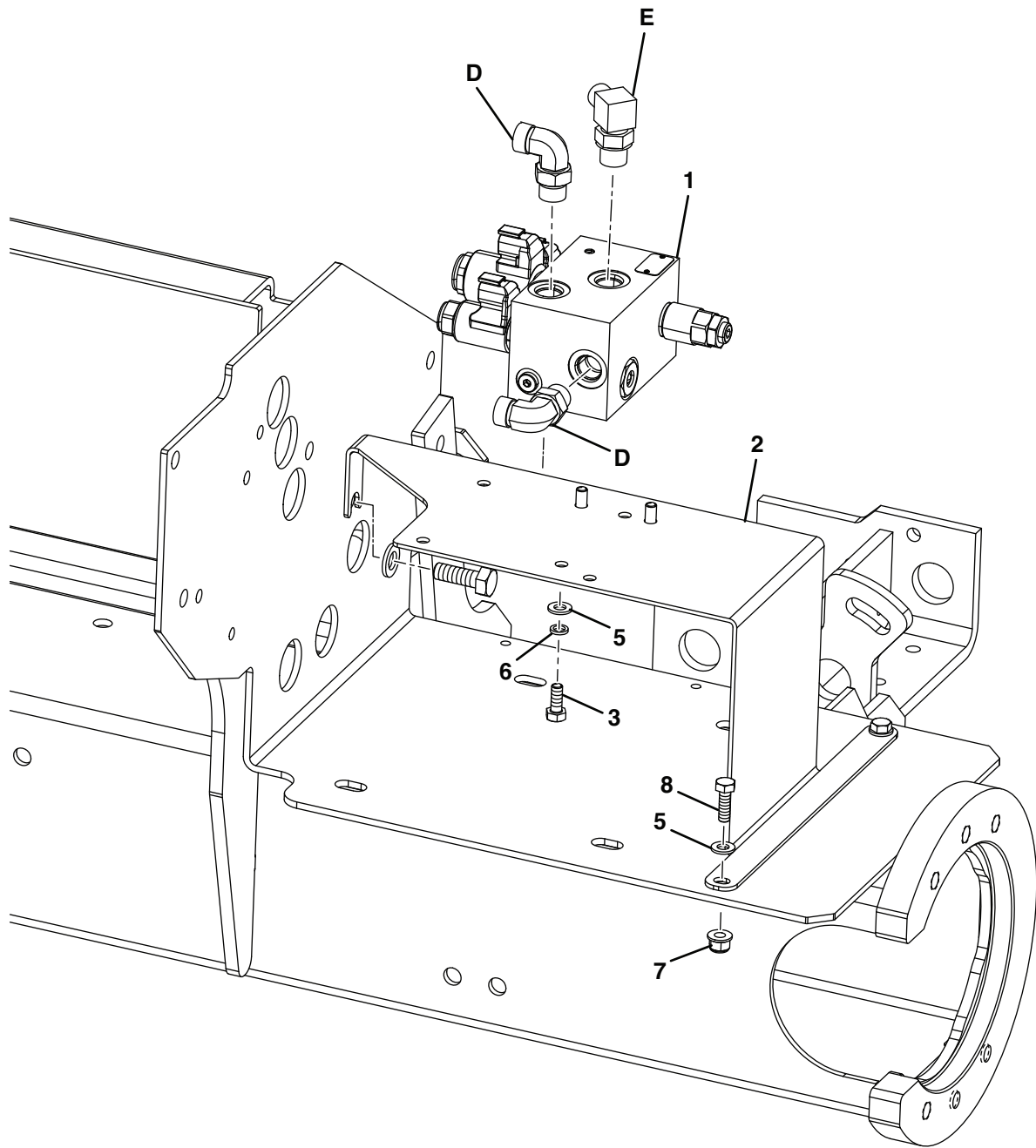


ITEM	PART NO.	QTY.	DESCRIPTION	SERIAL NUMBERS/NOTES
1	008006800	5	Hydraulic Gear Motor, 19CC	Only F305
F1	158006-01	5	Fitting-ORS/ORB	Only F305
F2	158059-01	2	Fitting- 45 ORS/ORB	Only F305
F3	158007-03	8	Fitting- 90 ORS/ORB	Only F305
1	008006800	7	Hydraulic Gear Motor, 19CC	Only F407
F1	158006-01	7	Fitting-ORS/ORB	Only F407
F2	158059-01	2	Fitting- 45 ORS/ORB	Only F407
F3	158007-03	12	Fitting- 90 ORS/ORB	Only F407

F305 - F407

26.1 LIFT VALVE - F305

Illustration Number: 10011289

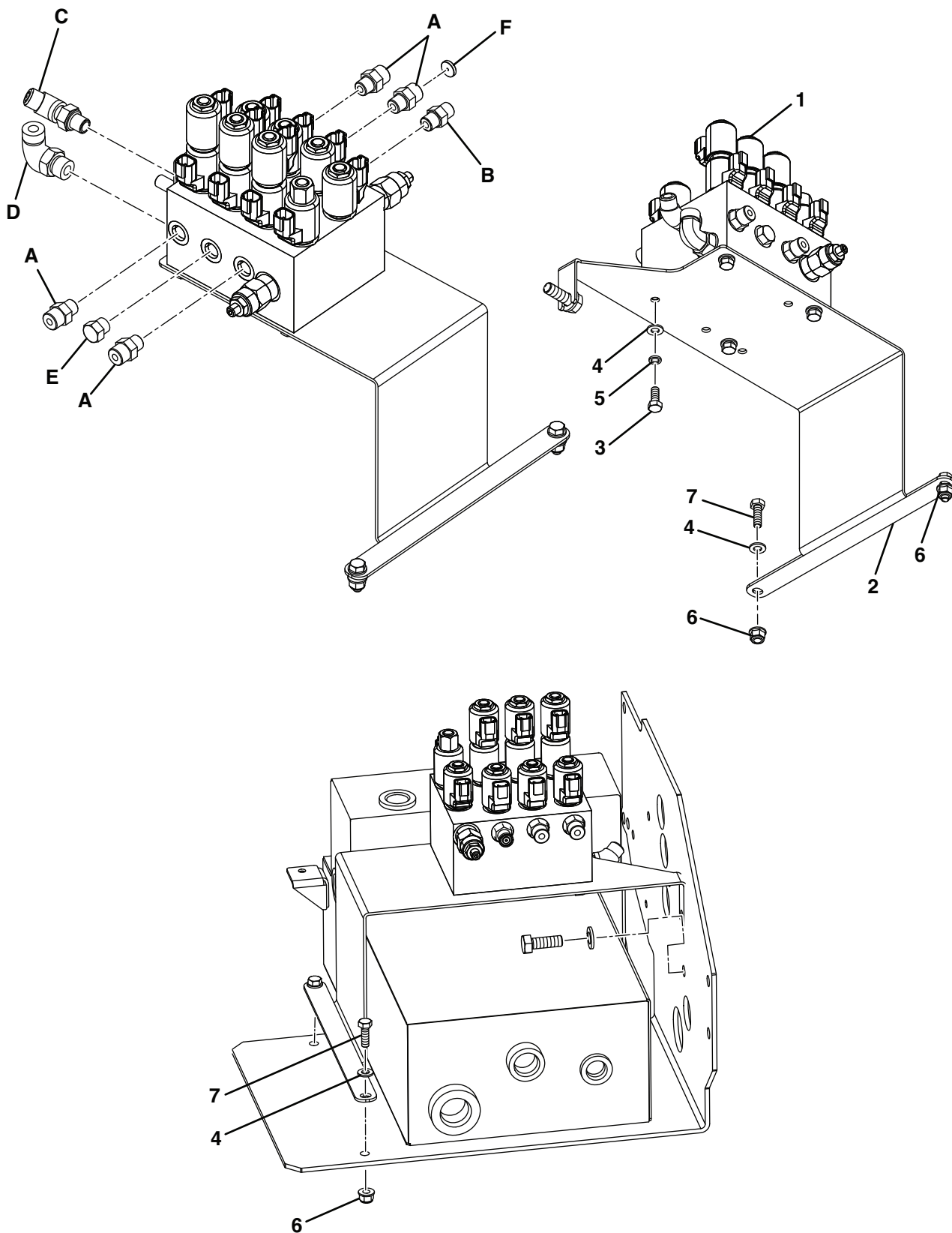


ITEM	PART NO.	QTY.	DESCRIPTION	SERIAL NUMBERS/NOTES
1	10033702	1	Valve - F305 Lift	
*	10058431	4	• Flow Control Valve	
*	10032458	1	• • Gasket Kit	
*	10032013	1	• Pressure Relief Valve	
*	10032458	1	• • Gasket Kit	
*	10032015	1	• 2/2 Direction Control Valve	
*	10032458	1	• • Gasket Kit	
*	10032018	1	• 2/2 Direction Control Valve	
*	10032458	1	• • Gasket Kit	
*	10032017	1	• 2/2 Direction Control Valve	
*	10032458	1	• • Gasket Kit	
*	10032016	1	• Coil	
*	10032019	1	• Coil	
2	10011292	1	Valve Plate	
3	450191	3	Screw-Hex, M8-1.25 x 20mm Lg	Grade 8.8
4	450390	5	Washer, M8 x 17 x 1.8	
5	450411	3	Lockwasher, M8 x 12.75 x 2	
6	452436	2	Nut-Hex, M8 Flange Nyloc	
7	450192	2	Screw-Hex, M8-1.25 x 25mm Lg	Grade 8.8
D	W158007-02	2	90-M/M 13/16 ORS x 3/4 SAE	
E	340062	1	Elbow, 90 DEG 6-8 Strt Thread	

F305 - F407

27.1 LIFT VALVE - F407

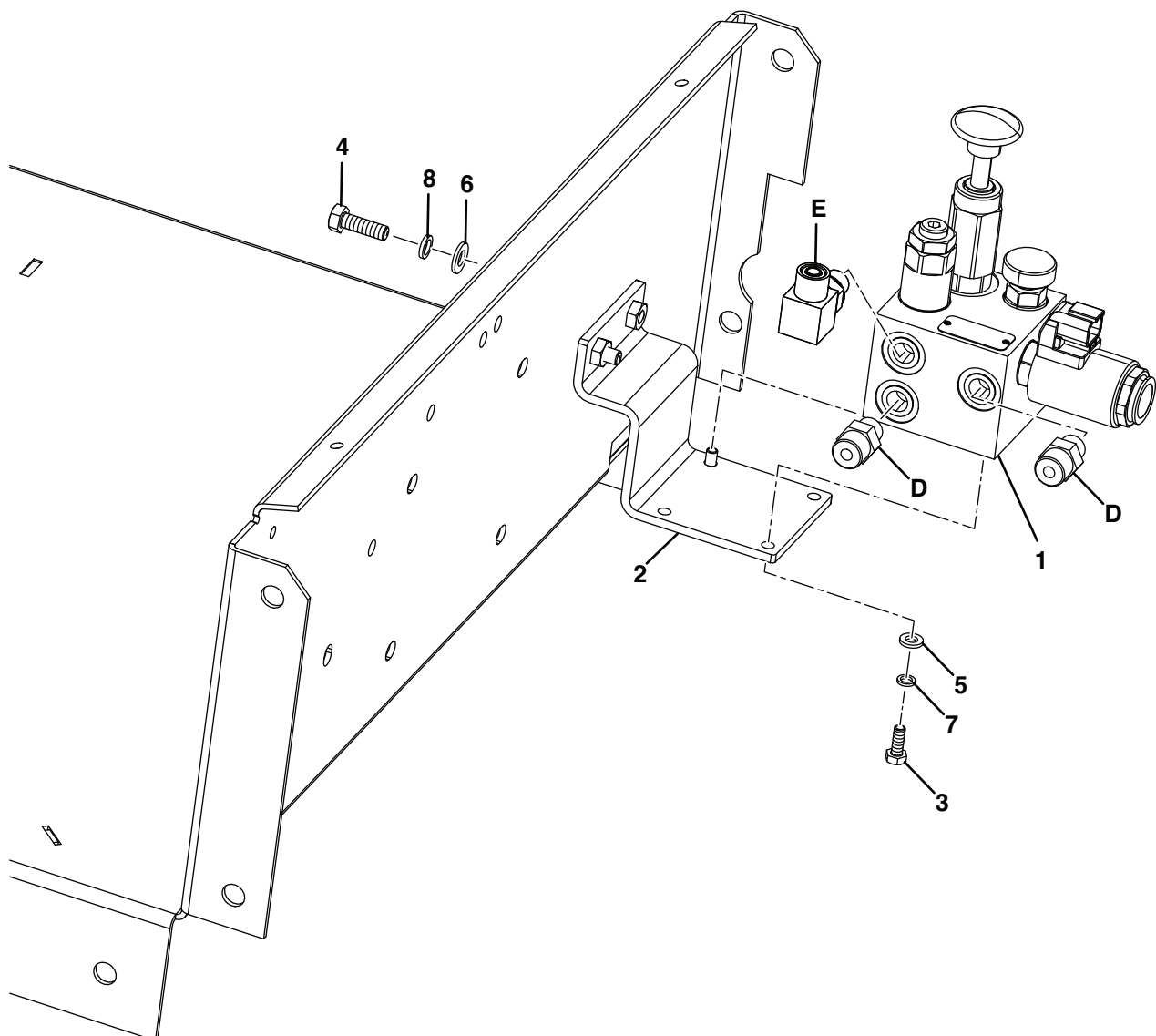
Illustration Number: 10009168



ITEM	PART NO.	QTY.	DESCRIPTION	SERIAL NUMBERS/NOTES
1	10036840	1	Lift Valve, Fwy 407	
*	10064784	3	• Directional Control Valve, 4/3	
*	10058684	3	• • Seal Kit	
*	10064786	6	• • Coil	
*	10032440	2	• Orifice	
*	10032440	1	• • Gasket Kit	
*	10032015	4	• Directional Control Valve, 2/2	
*	10032440	2	• • Gasket Kit	
*	10032017	1	• Directional Control Valve, 2/2	
*	10032440	1	• • Gasket Kit	
*	10058438	1	• Pressure Relief Valve	
*	10032440	1	• • Gasket Kit	
*	10058433	1	• Pressure Relief Valve	
*	10032440	1	• • Gasket Kit	
*	10052152	1	• Orifice	
*	10032440	2	• • Gasket Kit	
*	10064786	6	• Coil	
*	10032016	5	• Coil	
2	10011292	1	Valve Plate	
3	450191	4	Screw-Hex, M8-1.25 x 20mm Lg	Grade 8.8
4	450390	6	Washer, M8 x 17 x 1.8	
5	450411	4	Lockwasher, M8 x 12.75 x 2	
6	452436	2	Nut-Hex, M8 Flange Nyloc)	
7	450192	2	Screw-Hex, M8-1.25 x 25mm Lg	Grade 8.8
A	158006-01	4	Fitting-ORS/ORB	
B	158006-15	1	Fitting-ORS/ORB	
C	158059-03	1	Fitting-45 ORS/ORB ADJ	
D	W158007-02	1	90-M/M 13/16 ORS x 3/4 SAE	
*	002218081	1	• O-ring	3/4" SAE
E	002444056	1	Plug, 9/16" SAE	
F	69068-05	1	Disk, Orifice .06 x .089 Dia.	

28.1 BRAKE VALVE

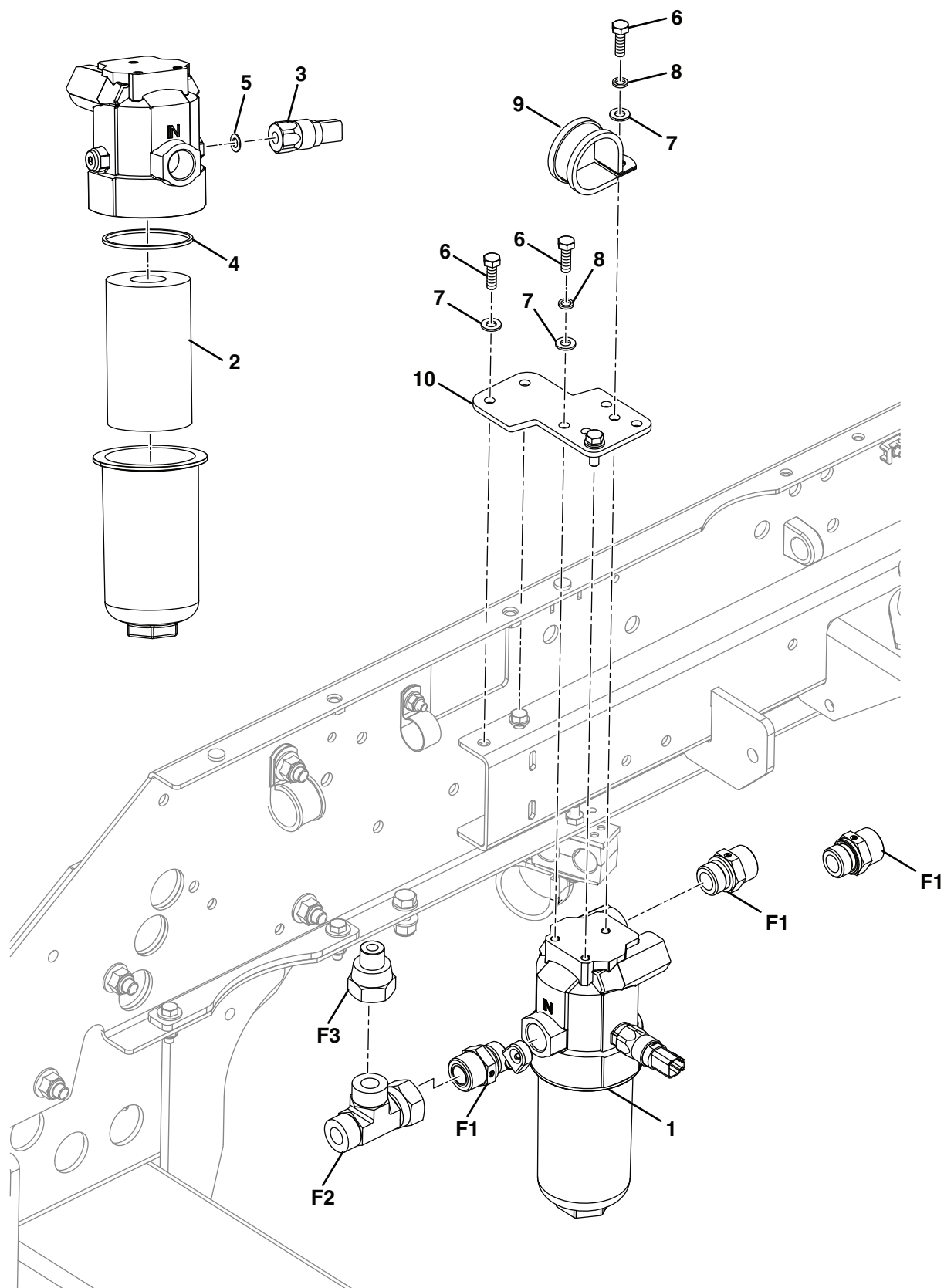
Illustration Number: 10009172



ITEM	PART NO.	QTY.	DESCRIPTION	SERIAL NUMBERS/NOTES
1	679374	1	Brake Valve	
*	10032009	1	• 3/2 Directional Control Valve	Not Illustrated
*	10032464	2	• • Seal Kit	Not Illustrated
*	10032020	1	• Throttle Check Valve	Not Illustrated
*	10032469	2	• • Seal Kit	Not Illustrated
*	10032011	1	• Pressure Relief Valve	Not Illustrated
*	10032458	2	• • Seal Kit	Not Illustrated
*	10032021	1	• Hand Pump	Not Illustrated
*	10032928	2	• Knob, Red	Not Illustrated
*	10032929	2	• • Seal Kit	Not Illustrated
*	10032010	1	• Coil	Not Illustrated
2	4307155	1	Weldment, Brake Valve Bracket	
3	450170	2	Screw-Hex, M6 - 1 x 16mm Lg	Grade 8.8
4	450192	2	Screw-Hex, M8 - 1.25 x 25mm Lg	Grade 8.8
5	450389	2	Washer, M6 x 12.5 x 1.8	
6	450390	2	Washer, M8 x 17 x 1.8	
7	450410	2	Lockwasher, M6 x 9.6 x 1.5	
8	450411	2	Lockwasher, M8 x 12.75 x 2	
D	158007-01	2	Fitting - ORS/ORB	
E	158006-01	1	Fitting - 90 ORS/ORB	

29.1 HYDRAULIC FILTER AND MOUNTING

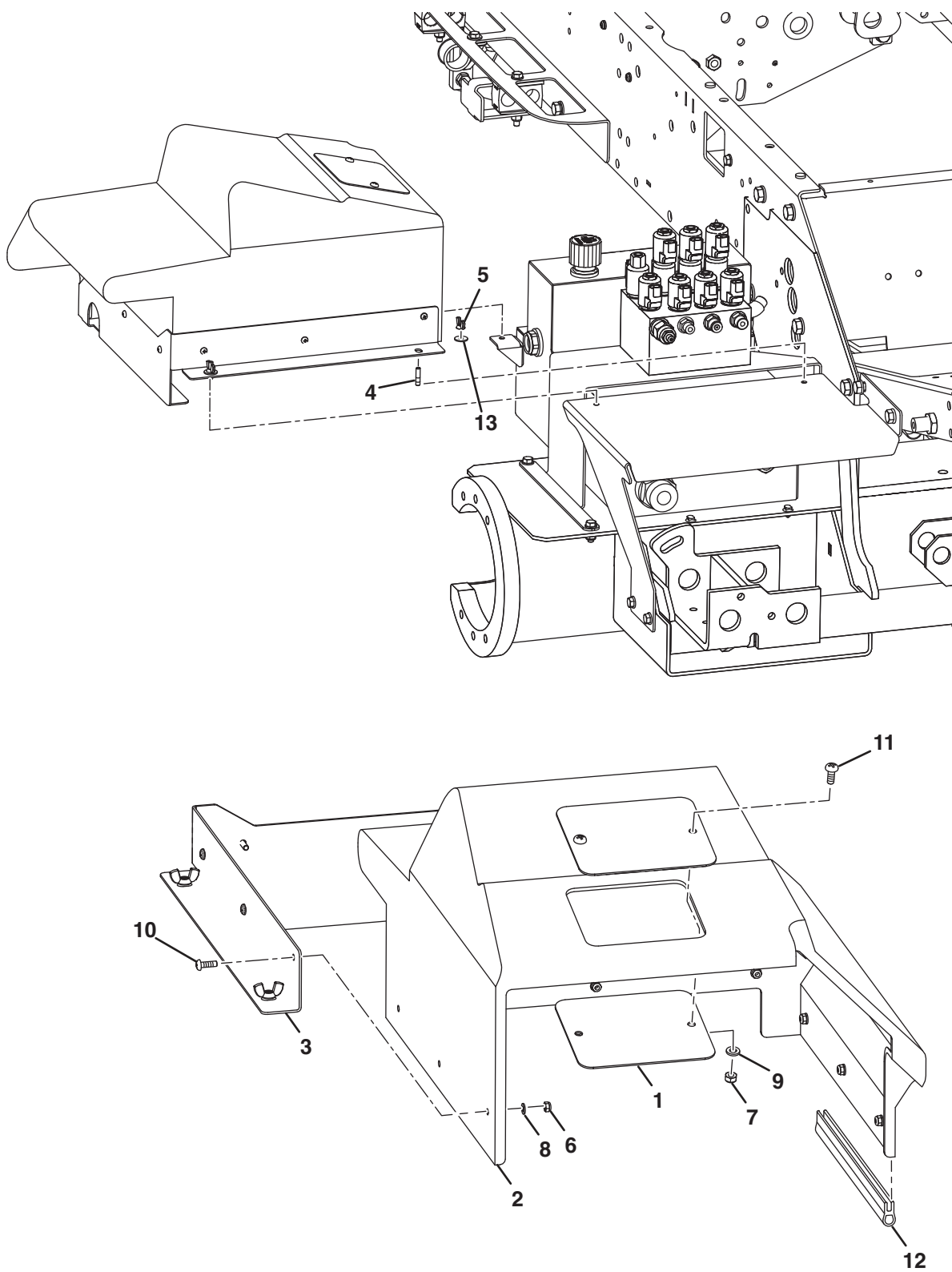
Illustration Number: 10009165



ITEM	PART NO.	QTY.	DESCRIPTION	SERIAL NUMBERS/NOTES
1	4368626	1	Hydraulic Filter-E088 10 Micron, LH	Grade 8.8
2	4315387	1	Element - 10 Micron Absolute	
3	4283851	1	Switch-Pressure Filter E088	
4	4368726	1	O-Ring Filter E088	
5	4368686	1	Washer-Copper Filter E088	
6	450192	5	Screw-Hex, M8-1.25 x 25mm Lg	
7	450390	5	Washer, M8 x 17 x 1.8	
8	450411	3	Lockwasher, M8 x 12.75 x 2	
9	4344103	1	P-Clip Rubber Sleeve, 48mm	
10	10025855	1	Bracket, Hydraulic Filter	
F1	4337610	3	Ftg-M/M 3/4 BSPP x1-3/16 ORFS	
F2	002498870	1	Tee-M/F/M 1-3/16 ORS	
F3	4253650	1	Reducer, 1 3/16" Female ORFS	

30.1 HYDRAULIC COVER

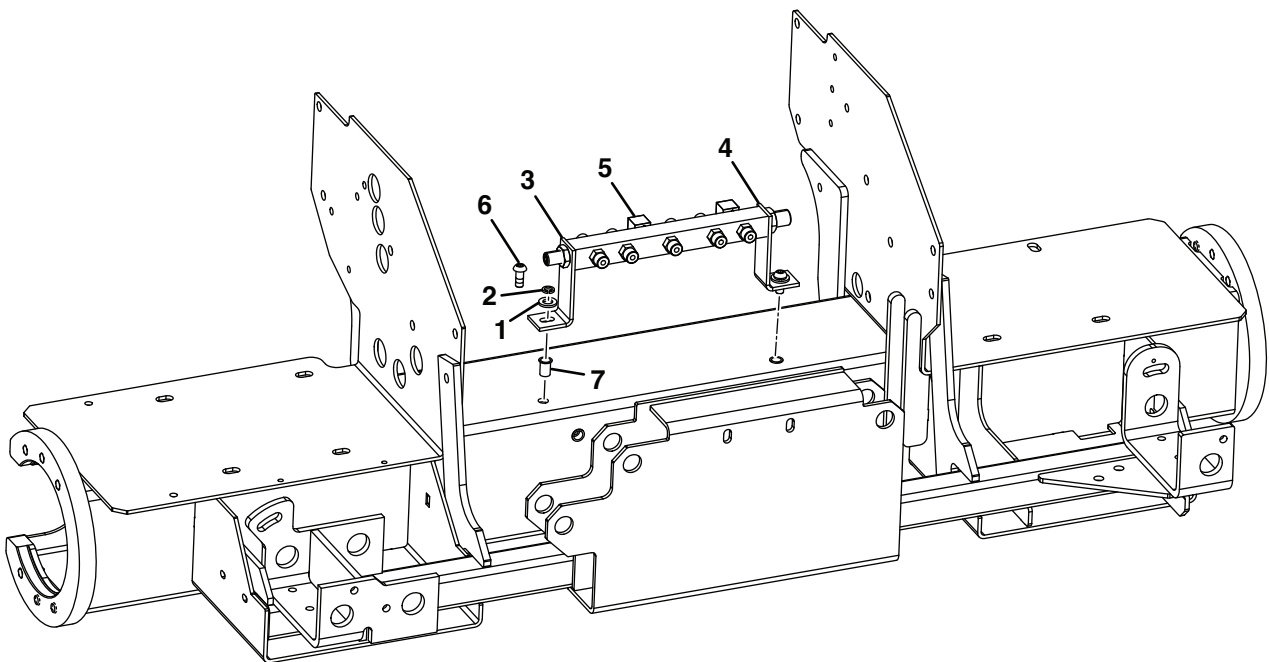
Illustration Number: 10027666



ITEM	PART NO.	QTY.	DESCRIPTION	SERIAL NUMBERS/NOTES
1	2202166A.07	2	Plate-Reservoir Cover	
2	10025835	1	Hydraulic Cover	
3	10027736	1	Bracket - Hydraulic Trim	
4	10036517	3	M6 x 20 Eng Stud	Grade 8.8
5	10036521	3	M6 Wing Nut	
6	450376	9	Nut-Hex, M5-0.8, Nyloc	Grade 8
7	450377	2	Nut-Hex, M6-1.0, Nyloc	Grade 8
8	450388	9	Washer, M5 x 10 x 1.1	
9	450389	2	Washer, M6 x 12.5 x 1.8	
10	450528	9	Screw Pan Head, M5-0.8x16mm Lg	Grade 4.8
11	450541	2	Screw Pan Head, M6-1x16mm Lg	Grade 4.8
12	10036606	1	Seal - Hyd Cover	
13	452000237	3	Washer, 1/4 x 3/4 x .064	

31.1 RETURN MANIFOLD

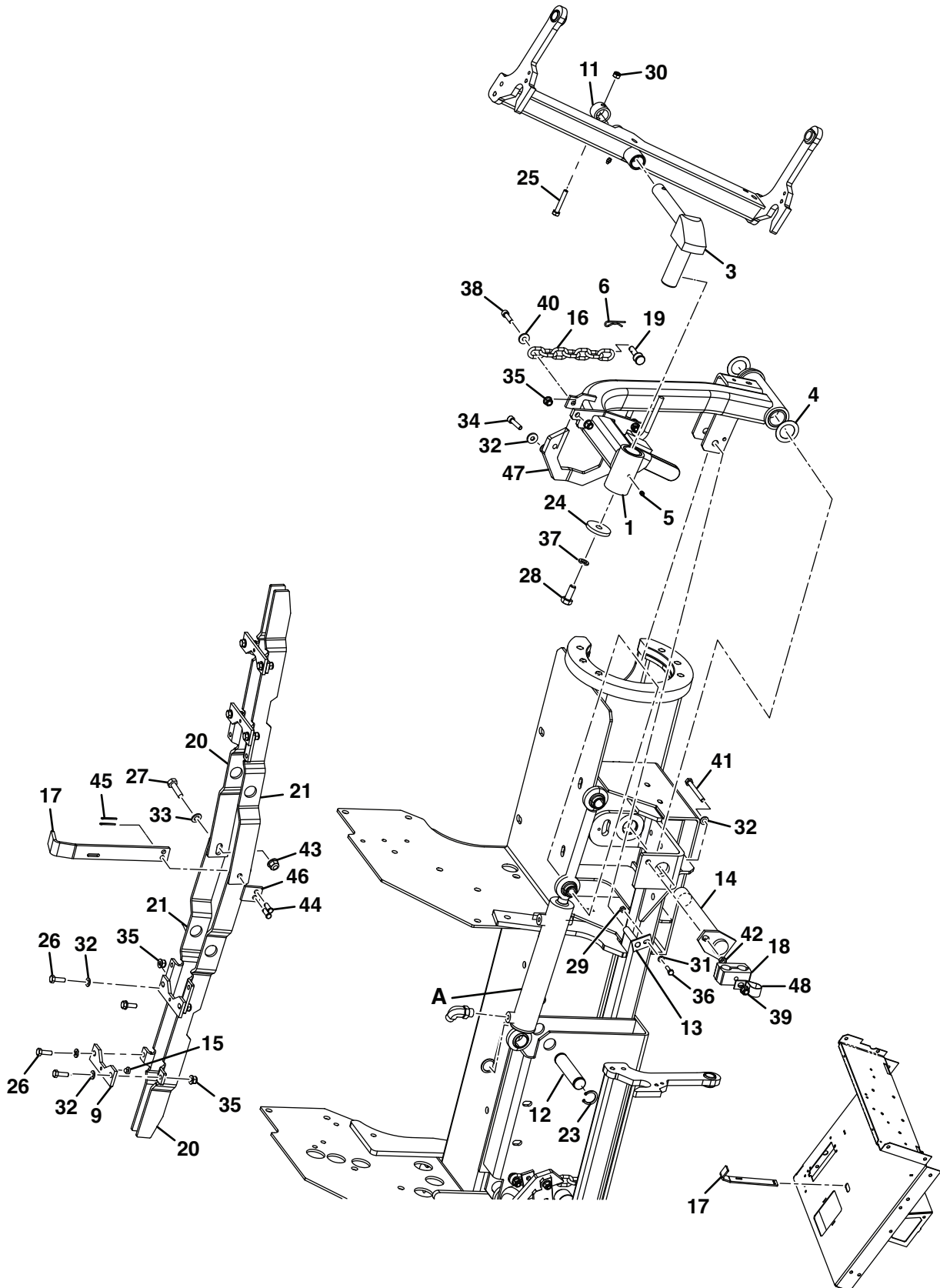
Illustration Number: 10009169



ITEM	PART NO.	QTY.	DESCRIPTION	SERIAL NUMBERS/NOTES
1	450392	2	Washer, M12 x 24 x 2.7	
2	450412	2	Lockwasher, M10	
3	2202114.07	1	Bracket, Return Valve LH	
4	2202115.07	1	Bracket, Return Valve RH	
5	10047773	1	Manifold - Return	
6	4290433	2	Screw-Button Head, M10 x 25	
7	450372	2	Nutsert, M10 - 1.5	
*	10024522	1	Hyd Tube - Drain Manifold to Tank	Not Illustrated
*	10024523	1	Hyd Tube - Return Manifold to Tank	Not Illustrated
*	10025567	1	Hyd Tube - Tee to Brake Valve	Not Illustrated

32.1 FRONT UNIT MOUNTING

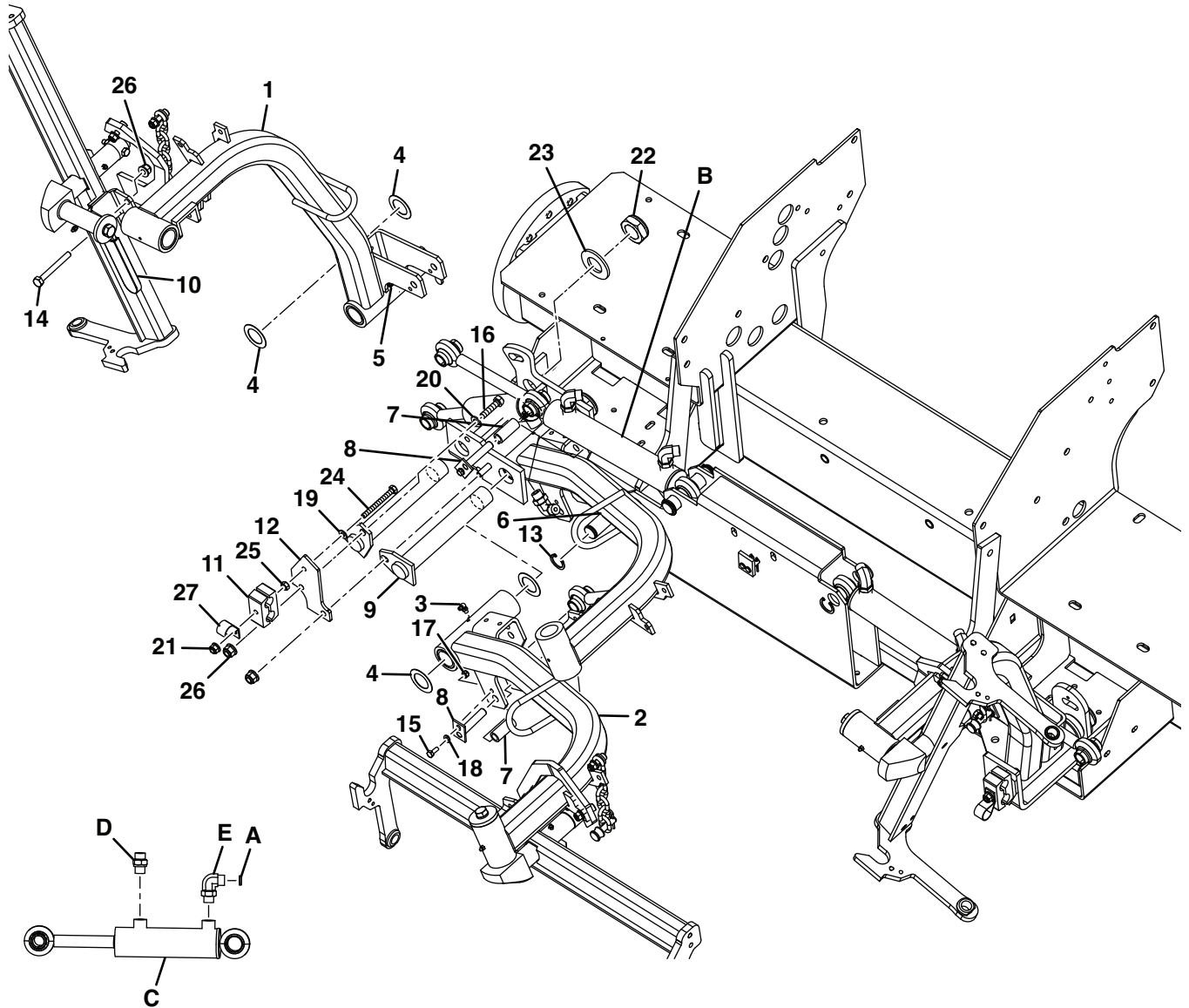
Illustration Number: 10009148



ITEM	PART NO.	QTY.	DESCRIPTION	SERIAL NUMBERS/NOTES
1	10004524	1	Reel Arm LH Front	
2	10032990	1	Reel Arm RH Front	
3	MBG1842.07	3	Pivot Pin	
4	62464-4A	6	Thrust Washer	
5	002993013	7	Lubricator-M6 Straight	
6	001490226	3	R-Clip	
7	2206057.07	2	Wldmt-lever Pivot	Not Illustrated
8	2202170.07	2	Plate-Liftstop	Not Illustrated
9	2202171A.07	2	Plate-Liftstop	
10	2202211.07	1	Stop-Back Pressure	Not Illustrated
11	2203047.07	3	Retainer-Reel	
12	2203048-03	3	Pin-Reel Cylinder	
13	2206032	3	Weldment-Cylinder Pin	
14	2206051.07	3	Weldment-Pivot Pin Rear	
15	2198125	2	Bumper	
16	4395327	3	Chain - 167 mm Lg.	
17	4284180	1	Lift Lever-Foot	
18	4394257	4	Twin Clamp, 25.4	
19	MBC1561A	3	Pin	
20	MBG1398B.07	2	Liftstop-RH	
21	MBG1399B.07	2	Liftstop-LH	
22	MBG4566.07	1	Switch Bracket	Not Illustrated
23	64144-13	8	Circlip-Ext 1 x 0.078 T (5160-98)	
24	64163-74	3	Washer, .516 x 2 x .25	
25	450018	3	Bolt-Hex, M8-1.25 x 50mm Lg	
26	450192	8	Screw-Hex, M8-1.25 x 25mm Lg	
27	450216	1	Screw-Hex, M10-1.5 x 35mm Lg	
28	450241	3	Screw-Hex, M12-1.75 x 30mm Lg	
29	450377	3	Nut-Hex, M6-1.0, Nyloc	
30	450378	3	Nut-Hex, M8-1.25, Nyloc	
31	450389	3	Washer, M6 x 12.5 x 1.8	
32	450390	16	Washer, M8 x 17 x 1.8	
33	450391	5	Washer, M10 x 21 x 2.2	
34	450725	9	Capscrew, Hex,Sckt M8-1.25x30Lg	
35	452436	19	Nut-Hex, M8 Flange Nyloc	
36	450171	2	Screw-Hex, M6-1.0 x 20mm Lg	
37	450424	3	Lockwasher, M12 x 21 x 2.65	
38	450725	9	Capscrew, Hex,Sckt M8-1.25x30Lg	
39	452436	19	Nut-Hex, M8 Flange Nyloc	
40	009072070	3	Washer, M8 x 22 x 3	
41	450023	2	Bolt-Hex, M8-1.25 x 75mm Lg	
42	450324	2	Nut-Hex, M8-1.25	
43	452437	5	Nut-Hex, M10 Flange Nyloc	
44	64188-02	2	Pin, Clevis 5/16x1	
45	001490226	2	R-Clip	
46	2202173	1	Plate-Liftstop Backing	
47	10029125	3	Plate-Yoke Stop	
48	469016509	2	Clip H980016	
A	10008185	2	Hyd Cyl, 20 x 203, Lift	
	4288991	2	• Seal Kit	

32.1 FRONT UNIT MOUNTING

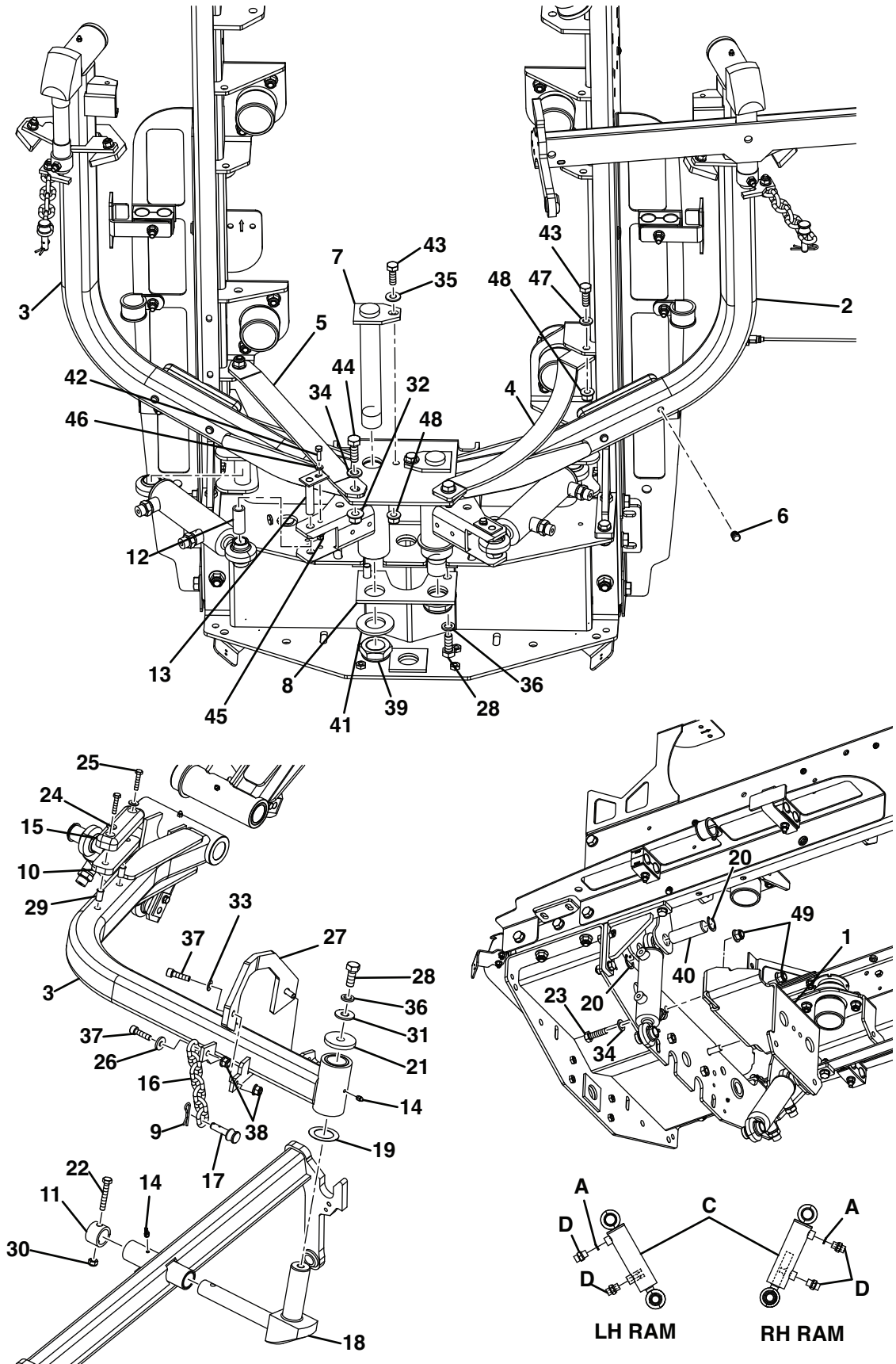
Illustration Number: 10009148



ITEM	PART NO.	QTY.	DESCRIPTION	SERIAL NUMBERS/NOTES
1	10032990	1	Reel Arm RH Front	
2	2206091C.07	1	Wldmt-reel Arm, Front Center	
3	002993160	2	Lubricator-M6 x 90 Deg	
4	62464-4A	6	Thrust Washer	
5	002993013	7	Lubricator-M6 Straight	
6	2203048-02	1	Pin-Reel Cylinder	
7	2203083A	3	Sleeve-Cylinder	
8	2206032	3	Weldment-Cylinder Pin	
9	2206051.07	3	Weldment-Pivot Pin Rear	
10	W68160A	2	Handle Grip	
11	4394257	4	Twin Clamp, 25.4	
12	MBG5428.07	1	Bracket-Bulkhead, Front	
13	64144-13	8	Circlip-Ext 1 x 0.078 T (5160-98)	
14	450040	2	Bolt-Hex, M10-1.5 x 90mm Lg	
15	450170	1	Screw-Hex, M6-1.0 x 16mm Lg	
16	450217	2	Screw-Hex, M10-1.5 x 40mm Lg	
17	450377	3	Nut-Hex, M6-1.0, Nyloc	
18	450389	3	Washer, M6 x 12.5 x 1.8	
19	450390	16	Washer, M8 x 17 x 1.8	
20	450391	5	Washer, M10 x 21 x 2.2	
21	452436	19	Nut-Hex, M8 Flange Nyloc	
22	001393820	3	Nut-Hex, 1-1/4-12 Nyloc	
23	452000693	3	Washer, 1.1/4 x 2-3/8 x .176	
24	450023	2	Bolt-Hex, M8-1.25 x 75mm Lg	
25	450324	2	Nut-Hex, M8-1.25	
26	452437	5	Nut-Hex, M10 Flange Nyloc	
27	469016509	2	Clip H980016	
A	69068	1	Disk, Orifice, .06 x .052 Dia	
B	10008185	2	Hyd Cyl, 20 x 203, Lift	
	4288991	2	• Seal Kit	
C	10008183	1	Hyd Cyl, 20 x 95, Lift	
	4288991	1	• Seal Kit	
D	002590180	1	Ftg-11/16 ORS x 3/8 BSPP	
E	002590240	5	90-M/M 11/16 ORS x 3/8 BSPP	

33.1 CENTER UNIT MOUNTING

Illustration Number: 10009195



ITEM	PART NO.	QTY.	DESCRIPTION	SERIAL NUMBERS/NOTES
1	10000327	1	Bracket-rear Arm	
2	698324	1	Reel Arm LH Rear	
3	698325	1	Reel Arm RH Rear	
4	10000410	1	Rear Brace, LH	
5	10000407	1	Rear Brace, RH	
6	4304760	4	Ribbed Insert	
7	2206051.07	2	Weldment Pivot Pin Rear	
8	2202146.07	1	Plate	
9	001490226	2	R-Clip	
10	10030833	2	Plate - Stop Spacer	
11	2203047.07	2	Retainer-Reel	
12	2203083A	2	Sleeve Cylinder	
13	2206032	2	Weldment Cylinder Pin	
14	002993013	6	Lubricator, M6 Straight	
15	4139004	2	Rubber Bumper	
16	4395327	2	Chain - 167 mm Lg.	
17	MBC1561A	2	Pin	
18	MBG1842.07	2	Pivot Pin	
19	62464-4A	6	Washer Thrust, 1.250 x 1.937 x .030	
20	64144-13	4	Circlip-Ext 1 x 0.078 T (5160-98)	
21	64163-74	2	Washer, .516 x 2 x .25	
22	450018	2	Bolt Hex, M8-1.25 x 50mm Lg	Grade 8.8
23	450048	2	Bolt Hex, M12-1.75 x 40mm Lg	Grade 8.8
24	452100019	4	Washer-1/4 x 5/8 x .064	Grade 8.8
25	450173	4	Screw Hex, M6-1.0 x 30mm Lg	
26	009072070	2	Washer, M8 x 22 x 3	
27	10029125	2	Plate Yoke Stop	
28	450241	4	Screw Hex, M12-1.75 x 30mm Lg	Grade 8.8
29	450358	4	M6-1.0 (A-K) Nutsert (4.2-6.6 G/l)	
30	450378	6	Nut Hex, M8-1.25	Grade 8.8
31	001599052	2	Washer-.526/.506 x 1-1/4 x 12ga	
32	452438	4	Nut Hex, M12 Flange Nyloc	
33	450390	8	Washer, M8 x 17 x 1.8	
34	450392	4	Washer, M12 x 24 x 2.7	
35	450401	4	Washer, M10 x 24 x 2.2	
36	450424	4	Lockwasher, M12 x 21 x 2.65	
37	450725	6	Capscrew Hex, Sckt M8-1.25 x 30	Grade 12.9
38	452436	6	Nut Hex, M8 Flange Nyloc	
39	001393820	2	Nut Hex, 1-1/4-12 Nyloc	
40	2203048-02	2	Pin-Reel Cylinder	
41	452000693	2	Washer, 1.1/4 x 2-3/8 x .176	
42	450171	2	Screw Hex, M6-1.0 x 20mm Lg	Grade 8.8
43	450215	4	Screw Hex, M10-1.5 x 30mm Lg	Grade 8.8
44	450242	2	Screw Hex, M12-1.75 x 35mm Lg	Grade 8.8
45	450377	2	Nut Hex, M6-1.0	Grade 8
46	450389	2	Washer, M6 x 12.5 x 1.8	
47	450391	2	Washer, M10 x 21 x 2.2	
48	452437	4	Nut Hex, M10 Flange Nyloc	
A	69068-01	2	Disk, Orifice	
B	682436	1	Proximity Sensor	Not Illustrated
C	10008183	2	Hydraulic Cylinder, 20 x 95	
	4288991	2	• Seal Kit	
D	002590180	4	Ftg-11/16 ORS x 3/8 BSPP	
	158061-01	1	• O-Ring	11/16" ORS

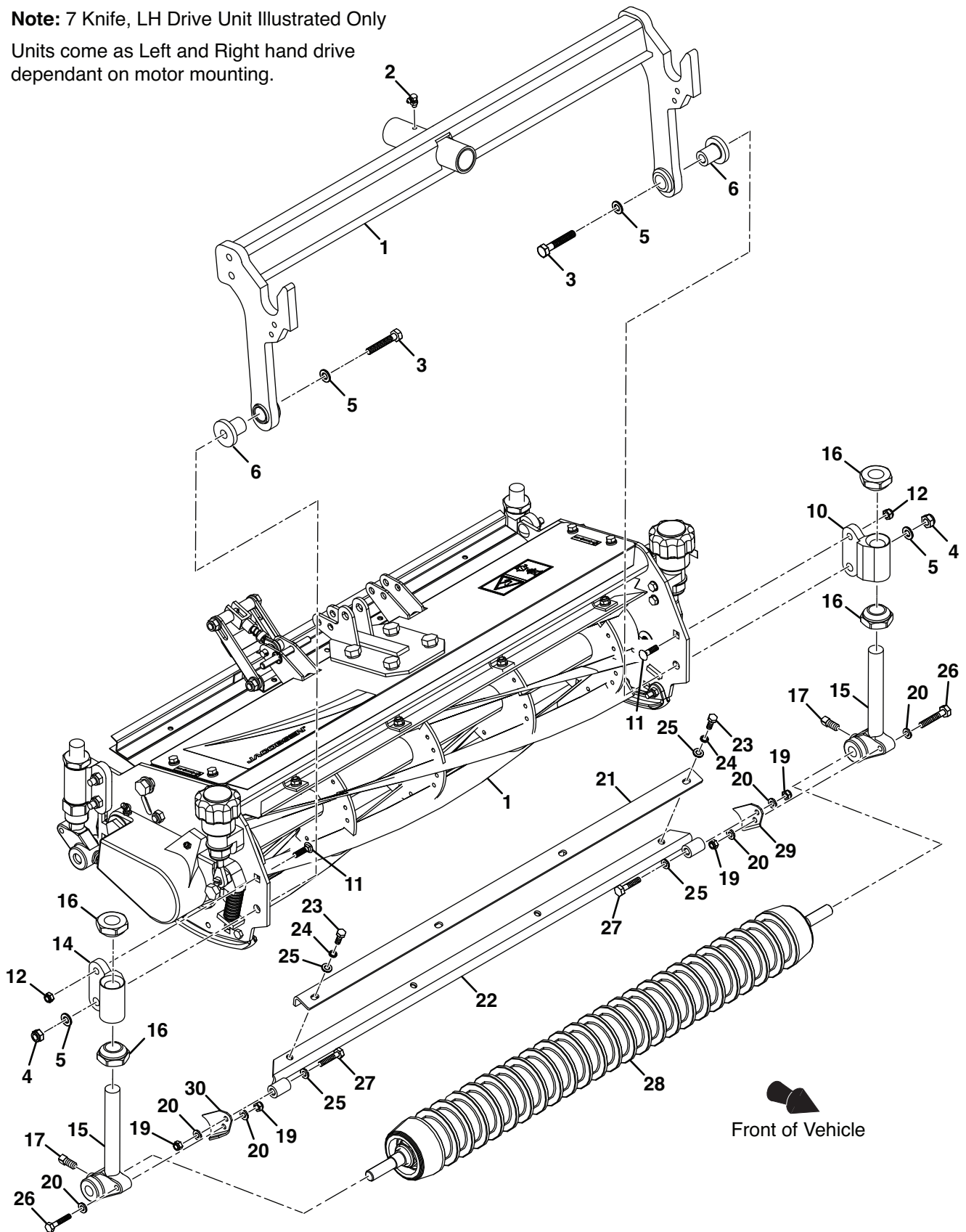
F305 - F407

34.1 CUTTING UNITS LH - 26" - 7 & 11 KNIFE

Illustration Number: 10030749 & 10031703

Note: 7 Knife, LH Drive Unit Illustrated Only

Units come as Left and Right hand drive dependant on motor mounting.

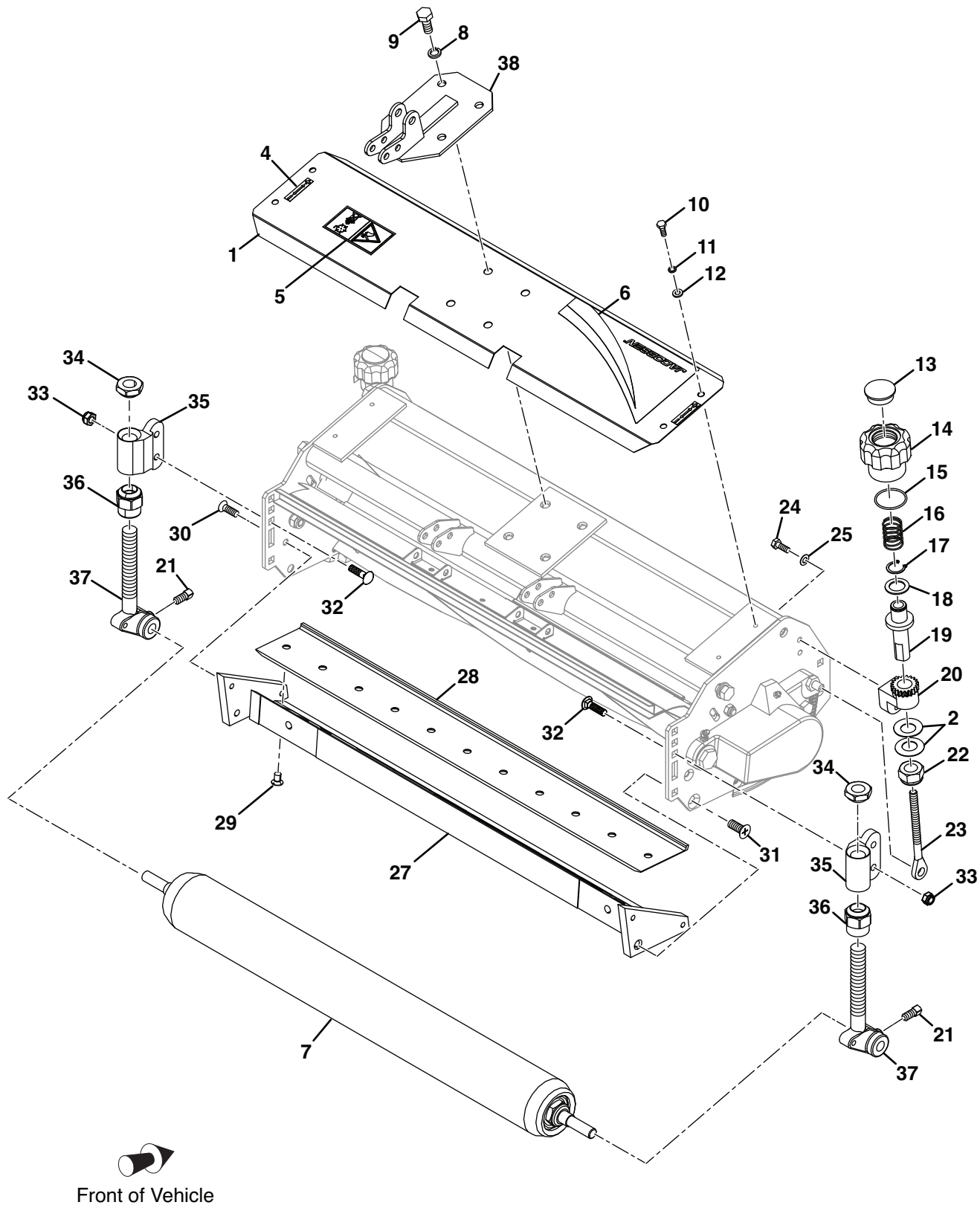


ITEM	PART NO.	QTY.	DESCRIPTION	SERIAL NUMBERS/NOTES
1	2206042B	1	Yoke 26" with Assembly	
2	002993160	1	Lubricator, M6	
3	UK450221	2	Screw-Hex, M10 - 1.5 x 60mm Lg	Grade 8.8
4	UK450379	2	Nut-Hex, M10 - 1.5	Grade 8.8
5	UK450391	4	Washer, M10 x 21 x 2.2	
6	2203001	2	Pivot Bushing	
7	10041643	1	7 Knife, LH, 26" Unit Assembly	Includes Item 8
7	673956	1	11 Knife, LH, 26" Unit Assembly	Includes Item 8
8	4140527	1	• Carriages & HSGS, Front Roll	Includes Items 9 - 20
9	002993013	1	• • Lubricator, M6	Not Illustrated
10	MBE3984	1	• • Front Housing, LH	
11	452565	2	• • Carrage Bolt, M8 - 1.25 x 45mm	
12	450378	2	• • Nylock Hex Nut, M8	
13	450390	2	• • Washer, M8	Not Illustrated
14	MBE3985	1	• • Front Housing, RH	
15	MBE3982B	2	• • Carriage	
16	MBE4001	4	• • Carriage Nut	
17	452464	2	• • Square Head Screw,	M8 x 16mm
18	450002	2	• • Hex Head Screw	Not Illustrated
19	450377	4	• • Nylock Hex Nut, M6	
20	450389	6	• • Flat Washer, M6	
21	MBG1982	1	Grooved Scraper Roll	
22	MBE3791	1	Carrier	
23	450170	4	Hex Head Screw, M6 - 6 x 16mm	
24	450410	4	Lock Washer, M6	
25	450389	6	Flat Washer, M6	
26	450003	2	Hex Head Screw	
27	450002	2	Hex Head Screw	
28	LMAC078A	1	Grooved Roller - 76 x 665	
29	MBE4333A	1	Scraper Bracket, LH	
30	MBE4334A	1	Scraper Bracket, RH	

F305 - F407

34.1 CUTTING UNITS LH - 26" - 7 & 11 KNIFE

Illustration Number: 10041643 & 673956

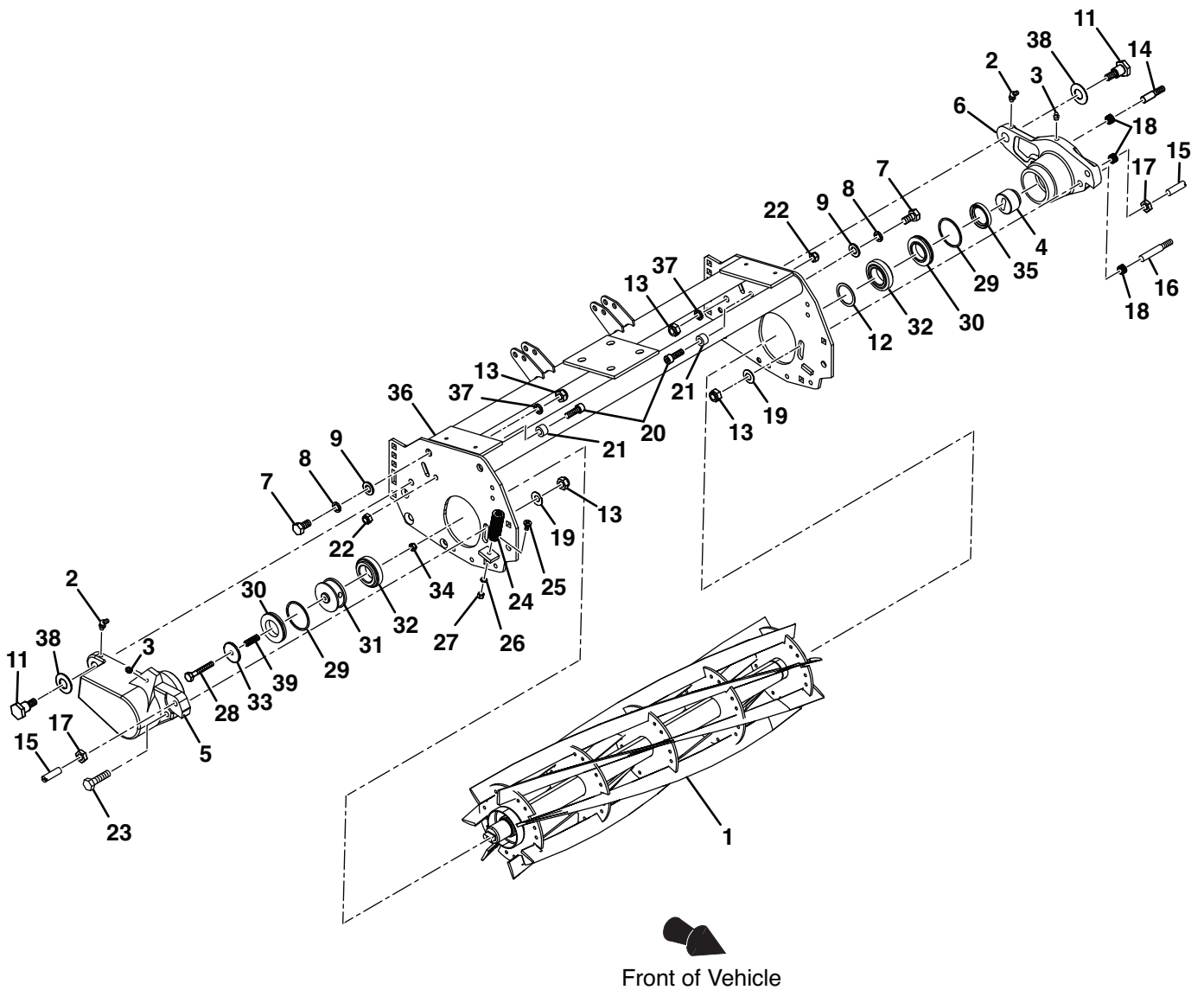


ITEM	PART NO.	QTY.	DESCRIPTION	SERIAL NUMBERS/NOTES
1	MBG1508.06	1	Top Cover - 26"	
2	UK002921109	4	Disc Spring	
3	674504	1	Cutting Unit - 26"	Includes Items 4 - 37
4	009034680	2	• Decal	
5	009034940	1	• Cylinder Hazard Decal	
6	4124833	1	• Jacobsen Decal	
7	LMAC075A	1	• Plain Roller - 76 x 660	
8	450412	4	• Lock Washer, M10	
9	450214	4	• Hex Head Screw	
10	450170	4	• Hex Head Screw, M6 x 16mm	
11	450410	4	• Lock Washer, M6	
12	450389	4	• Flat Washer, M6	
13	002491118	2	• Screw Plug	
14	002990544	2	• Hand Wheel	
15	002210261	2	• O-Ring	
16	002910930	2	• Compression Spring	
17	452042	2	• Circle Clip, 17 x 1mm	
18	001894202	2	• Nylon Washer, 17.2 x 26 x 1.4	
19	MBE2969	2	• Adjuster	
20	2201011	2	• Locking Ring	
21	452464	2	• Square Head Screw, M8 x 16mm	
22	450382	2	• Nylock Hex Nut, M16	
23	MBE3222B	2	• Adjusting Rod	
24	450170	4	• Hex Head Screw, M6 x 16mm	
25	002920280	4	• Disc Spring	
26	LMAB533.07	1	• Bottom Blade Assembly	Includes Items 27 - 29
27	MBF1417	1	• • Bottom Block	
28	MBA7103	1	• • Bottom Blade	
29	001190018	11	• • Countersunk Screw	5/16"-18x1/2"
30	450865	4	• CSK Hex Socket Screw	M8x20mm
31	450879	2	• CSK Hex Socket Screw	M10x20mm
32	452565	4	• Carrage Bolt, M8 - 1.25 x 45mm	
33	450378	4	• Nylock Hex Nut, M8	
34	MBE4001	2	• Carriage Nut	
35	MBE3986	2	• Rear Housing	
36	MBE4017	2	• Carriage Nut	
37	MBE3982B	2	• Carriage	
38	MBE1941A.06	1	Top Plate	

F305 - F407

34.1 CUTTING UNITS LH - 26" - 7 & 11 KNIFE

Illustration Number: 10041643 & 673956

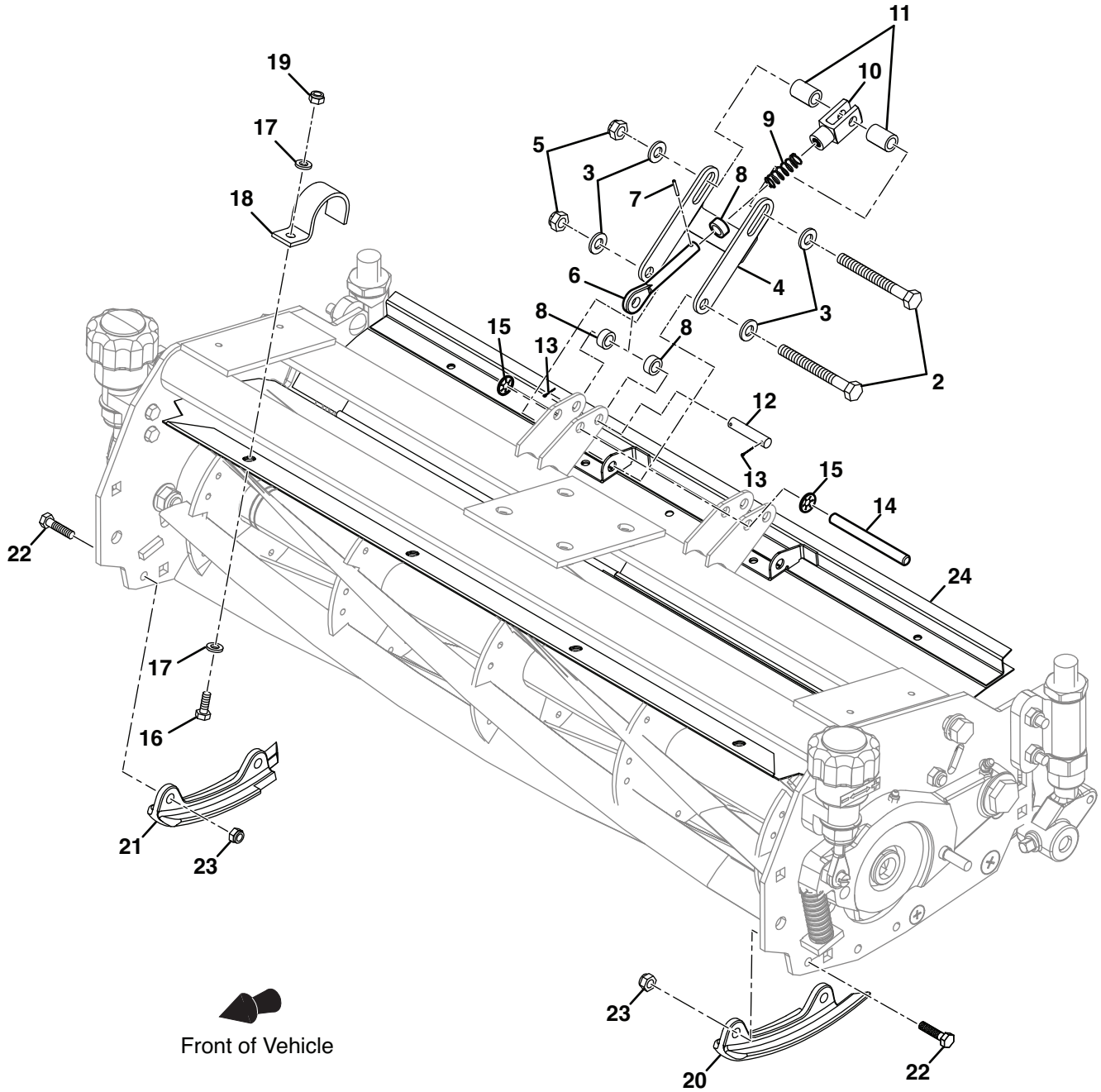


ITEM	PART NO.	QTY.	DESCRIPTION	SERIAL NUMBERS/NOTES
1	MBF0895A.07	1	Wldmt - Cylinder LHD, 26" 7 Knife	Includes Items 11 - 36 M8x25mm
1	MBF0896A.07	1	Wldmt - Cylinder LHD, 26" 11 Knife	
2	002993063	2	Lubricator, M6 x 45°	
3	002993013	2	Lubricator, M6 Straight	
4	MBF1273A	1	Drive Tang Coupling	
5	674518	1	Bearing Housing RH, Slave	
6	674519	1	Bearing Housing LH, Drive	
7	450213	4	Hex Head Screw, M10 x 20mm	
8	450412	4	Lock Washer, M10	
9	UK450391	4	Washer, M10	
10	674504	1	Cutting Unit - 26"	
11	MBC7671	2	• Shoulder Pin	
12	MBE4676	1	• Washer	
13	450379	4	• Nylock Hex Nut, M10	
14	2203039	1	• Stud, M8 x 45mm	
15	MBE2659	2	• Pivot Stud, M10 - 1.5 x 35mm	
16	2203038	1	• Stud, M8 x 65mm	
17	450332	2	• Hex Nut, M10	
18	001993020	3	• Helical Coil Insert, M10 x 1.5"	
19	002920836	2	• Disc Spring	
20	450724	2	• Socket Head Cap Screw	
21	4118333	2	• Spacer, 17 O.D. 9 I.D. x 10mm	
22	450378	2	• Nylock Hex Nut, M8	
23	450217	1	• Hex Head Screw, M10 x 40mm	
24	4378146	2	• Die Spring	
25	450526	2	• Pan Head Screw, M5 x 12mm	
26	450388	2	• Washer, M5	
27	450376	2	• Nylock Hex Nut, M5	
28	450005	1	• Hex Head Bolt, M6 x 50mm	
29	002300130	2	• Seal Ring	
30	MBE2231	2	• Carrier Ring	
31	MBG1392	1	• Plunger	
32	002090440	1	• Bearing, 1.1417 x 1.98 x 0.56	
33	MBF0544	1	• Plate	
34	450377	1	• Nylock Hex Nut, M6	
35	002300190	1	• Oil Seal, 1-1/8 x 1 - 5/8 x 1/4	
36	674507	1	Cutting Unit Frame Weldment	
37	450412	2	Lock Washer, M10	
38	UK002921222	2	Disk Spring	
39	4108643	1	Throttle Plate Spring	

F305 - F407

34.1 CUTTING UNITS LH - 26" - 7 & 11 KNIFE

Illustration Number: 10041643 & 673956



ITEM	PART NO.	QTY.	DESCRIPTION	SERIAL NUMBERS/NOTES
1	674504	1	Cutting Unit - 26"	Includes Items 2 - 24
2	450023	2	• Hex Head Bolt, M8 x 45mm	
3	450390	4	• Washer, M8	
4	674515	1	• Lever	
5	450378	2	• Nylock Hex Nut, M8	
6	MBE1970A	1	• Eye Rod	
7	451344	1	• Spirol Pin, 2 x 16	
8	AF09006	3	• Spacer, 9 x 13.9 x 6	
9	002910702	1	• Compression Spring, 8.5 ID x 30	
10	MBE1969	1	• Clevis Yolk	
11	AF09020	2	• Spacer, 9 x 13.9 x 20	
12	MBE1980B	1	• Pivot Pin	
13	451195	2	• Split Pin, 1.6 x 16mm	
14	MBF0715	1	• Stop Pin	
15	001399171	2	• Star Ring, 8mm	
16	450170	4	• Hex Head Bolt, M6 x 16mm	
17	450389	8	• Washer, M6	
18	674508	4	• Clamp Bracket	
19	450377	4	• Hex Nut, M6	
20	674510	1	• Skid, RH Front	
21	674509	1	• Skid, LH Front	
22	450172	4	• Hex Screw, M6 x 25mm	
23	450377	4	• Nylock Hex Nut, M6	
24	674512	1	• Concave Weldment	

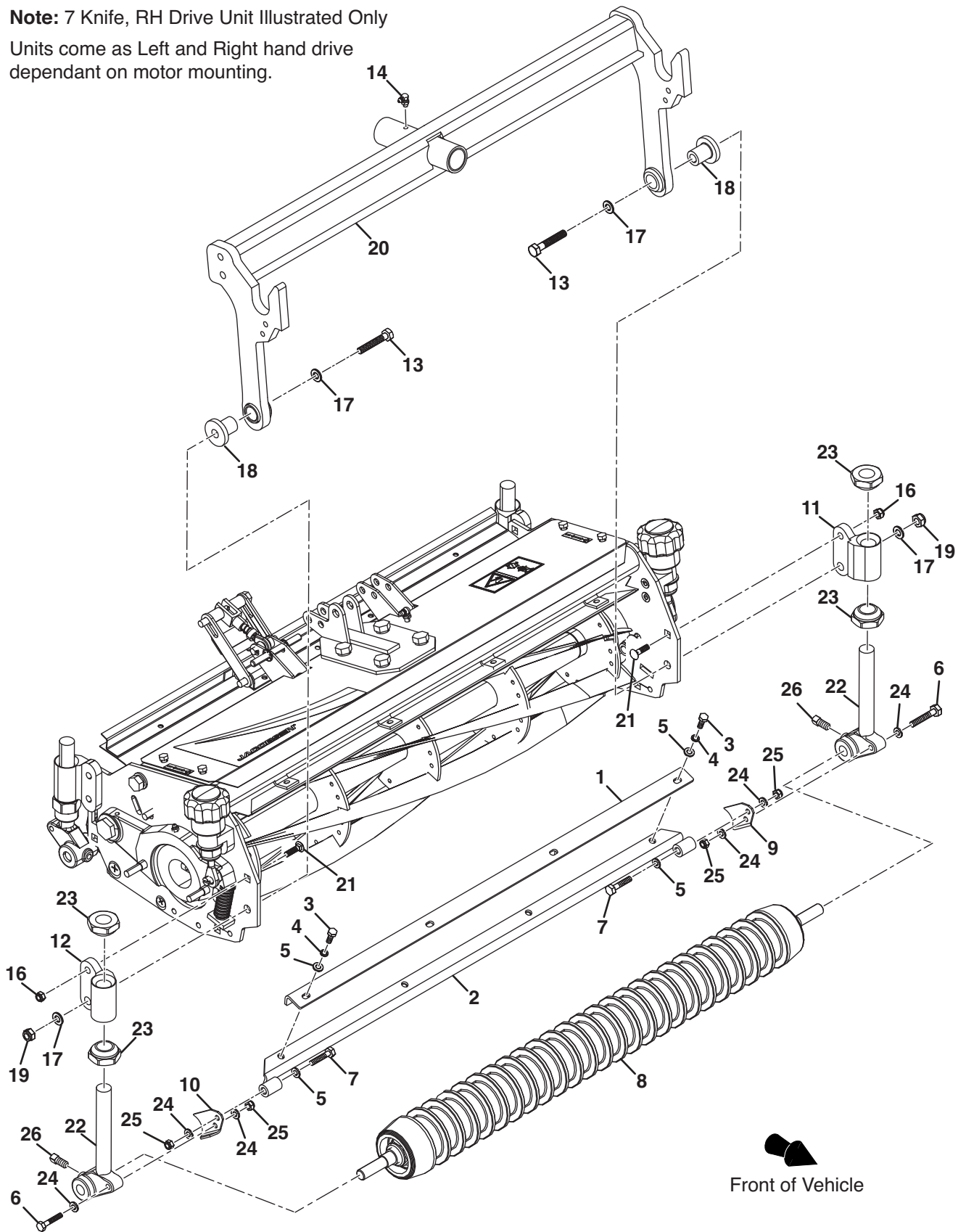
F305 - F407

35.1 CUTTING UNITS RH - 26" - 7 & 11 KNIFE

Illustration Number: JMAB347 & JMAB348

Note: 7 Knife, RH Drive Unit Illustrated Only

Units come as Left and Right hand drive dependant on motor mounting.

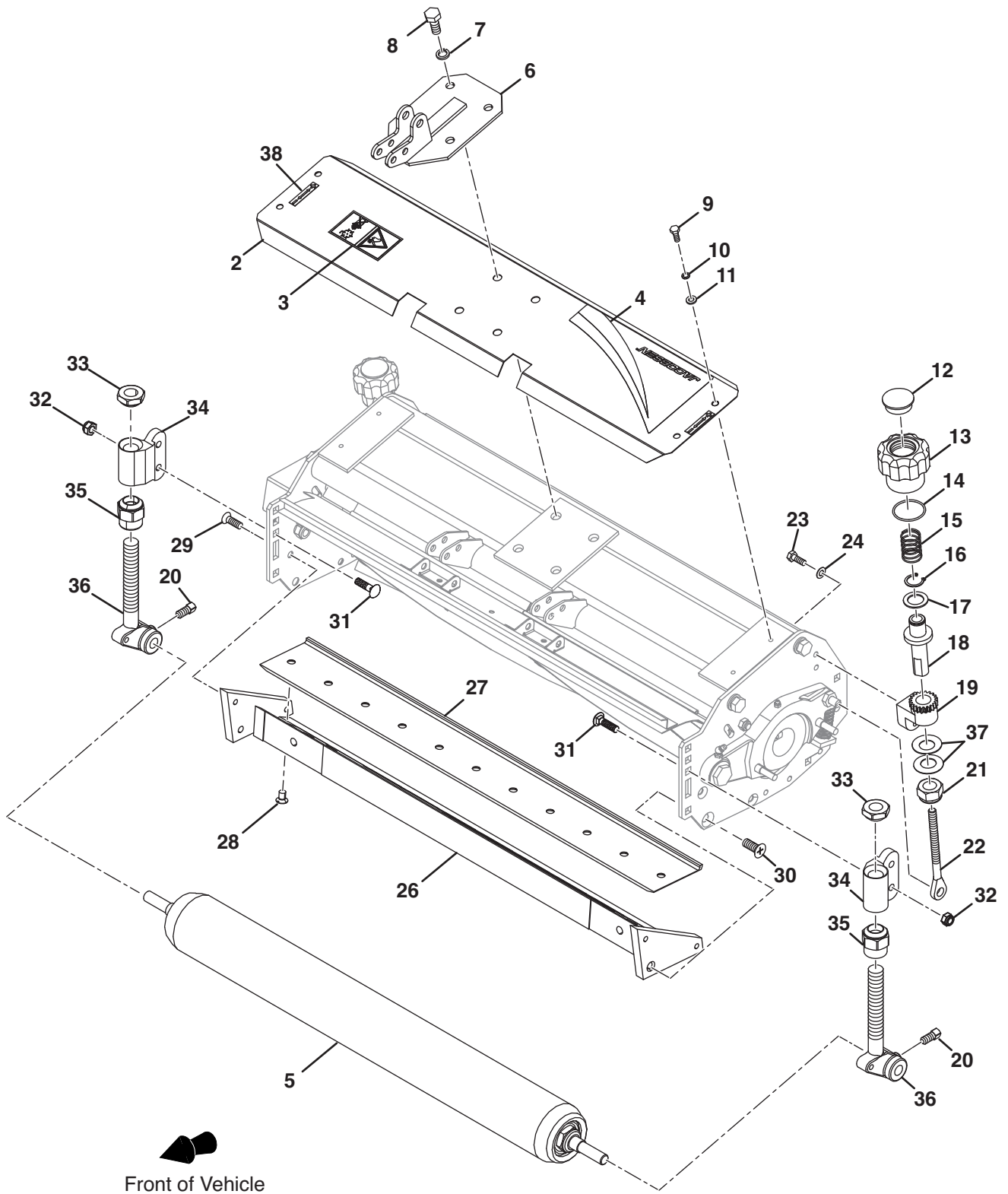


ITEM	PART NO.	QTY.	DESCRIPTION	SERIAL NUMBERS/NOTES
1	MBG1982	1	Grooved Scraper Roll	
2	MBE3791	1	Carrier	
3	450170	4	Hex Head Screw, M6 - 6 x 16mm	
4	450410	4	Lock Washer, M6	
5	450389	6	Flat Washer, M6	
6	450003	2	Hex Head Screw	
7	450002	2	Hex Head Screw	
8	LMAC078A	1	Grooved Roller - 76 x 665	
9	MBE4333A	1	Scraper Bracket, Passenger side	
10	MBE4334A	1	Scraper Bracket, Driver side	
11	MBE3984	1	Front Housing, Passenger side	
12	MBE3985	1	Front Housing, Driver side	
13	UK450221	2	Hex Head Screw, M10-1.5 x 60mm	
14	002993160	1	Lubricator, M6	
15	JMAB344	1	Cutting Unit - 26"	Includes Items 16 - 26
16	450378	2	• Nylock Hex Nut, M8	
17	UK450391	4	• Washer, M10	
18	2203001	2	• Pivot Bushing	
19	450379	2	• Nylock Hex Nut, M10	
20	2206042B.07	1	• Yoke - 26"	
21	452565	2	• Carrage Bolt, M8 - 1.25 x 45mm	
22	MBE3982B	2	• Carriage	
23	MBE4001	4	• Carriage Nut	
24	450389	6	• Washer, M6	
25	450377	4	• Nylock Hex Nut, M6	
26	452464	2	• Square Head Screw, M8 x 16mm	

F305 - F407

35.1 CUTTING UNITS RH - 26" - 7 & 11 KNIFE

Illustration Number: JMAB347, JMAB348 & JMAB344

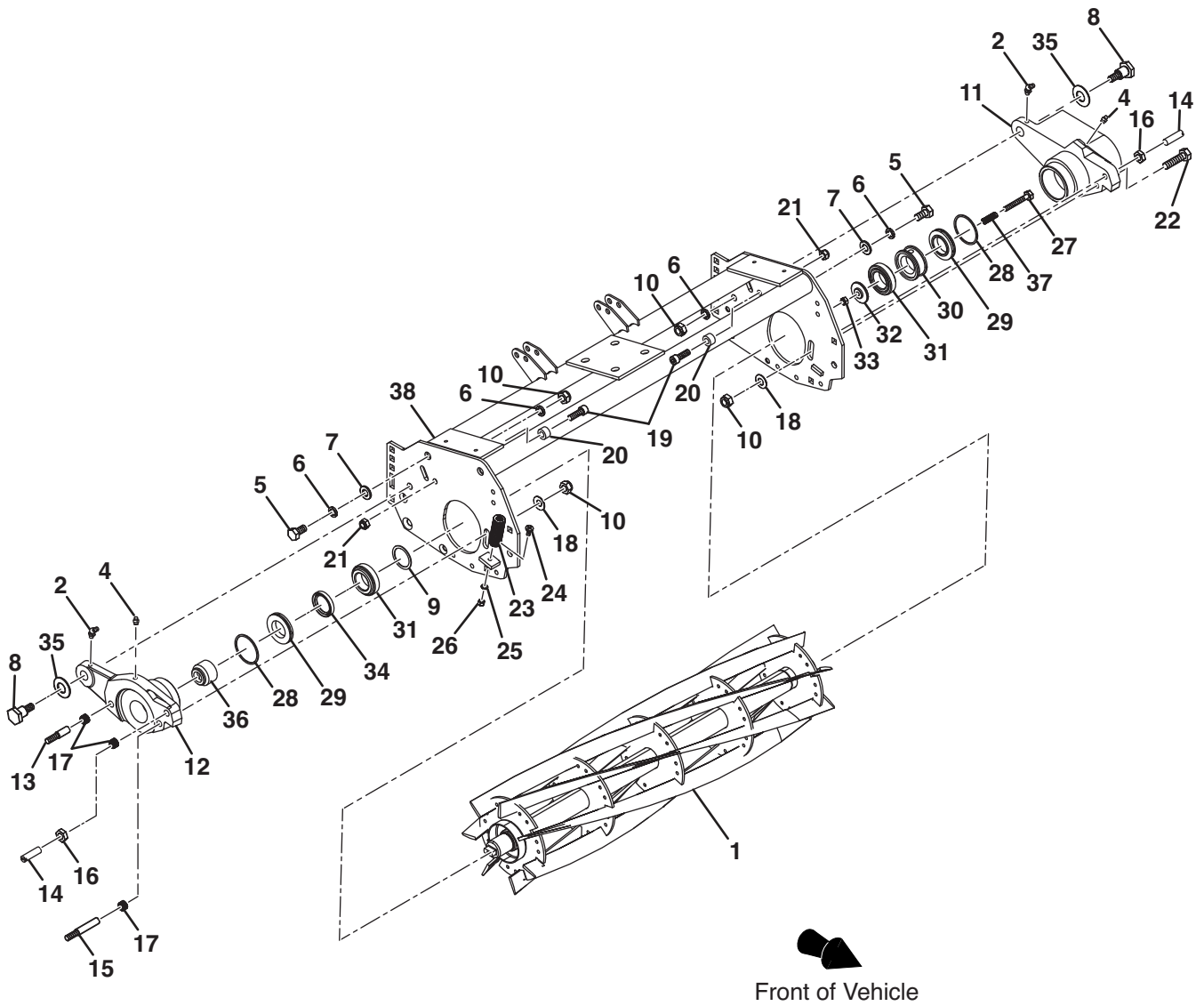


ITEM	PART NO.	QTY.	DESCRIPTION	SERIAL NUMBERS/NOTES
1	JMAB344	1	Cutting Unit - 26"	Includes Items 2 - 36
2	MBG1508.06	1	• Top Cover - 26"	
3	009034940	1	• Cylinder Hazard Decal	
4	4124833	1	• Jacobsen Decal	
5	LMAC075A	1	• Plain Roller - 76 x 660	
6	MBE1941A.06	1	• Top Plate	
7	450412	4	• Lock Washer, M10	
8	450214	4	• Hex Head Screw	
9	450170	4	• Hex Head Screw, M6 x 16mm	
10	450410	4	• Lock Washer, M6	
11	450389	4	• Flat Washer, M6	
12	002491118	2	• Screw Plug	
13	002990544	2	• Hand Wheel	
14	002210261	2	• O-Ring	
15	002910930	2	• Compression Spring	
16	452042	2	• Circle Clip, 17 x 1mm	
17	001894202	2	• Nylon Washer, 17.2 x 26 x 1.4	
18	MBE2969	2	• Adjuster	
19	2201011	2	• Locking Ring	
20	452464	2	• Square Head Screw, M8 x 16mm	
21	450382	2	• Nylock Hex Nut, M16	
22	MBE3222B	2	• Adjusting Rod	
23	450170	4	• Hex Head Screw, M6 x 16mm	
24	002920280	4	• Disc Spring	
25	LMAB533.07	1	• Bottom Blade Assembly	Includes Items 26 - 28
26	MBF1417	1	• • Bottom Block	
27	MBA7103	1	• • Bottom Blade	
28	001190018	11	• Countersunk Screw	5/16" - 18 x 1/2"
29	450865	4	• CSK Hex Socket Screw	M8 x 20mm
30	450879	2	• CSK Hex Socket Screw	M10 x 20mm
31	452565	4	• Carrage Bolt, M8 - 1.25 x 45mm	
32	450378	4	• Nylock Hex Nut, M8	
33	MBE4001	2	• Carriage Nut	
34	MBE3986	2	• Rear Housing	
35	MBE4017	2	• Carriage Nut	
36	MBE3982B	2	• Carriage	
37	UK002921109	4	Disc Spring	
38	009034680	2	Decal	

F305 - F407

35.1 CUTTING UNITS RH - 26" - 7 & 11 KNIFE

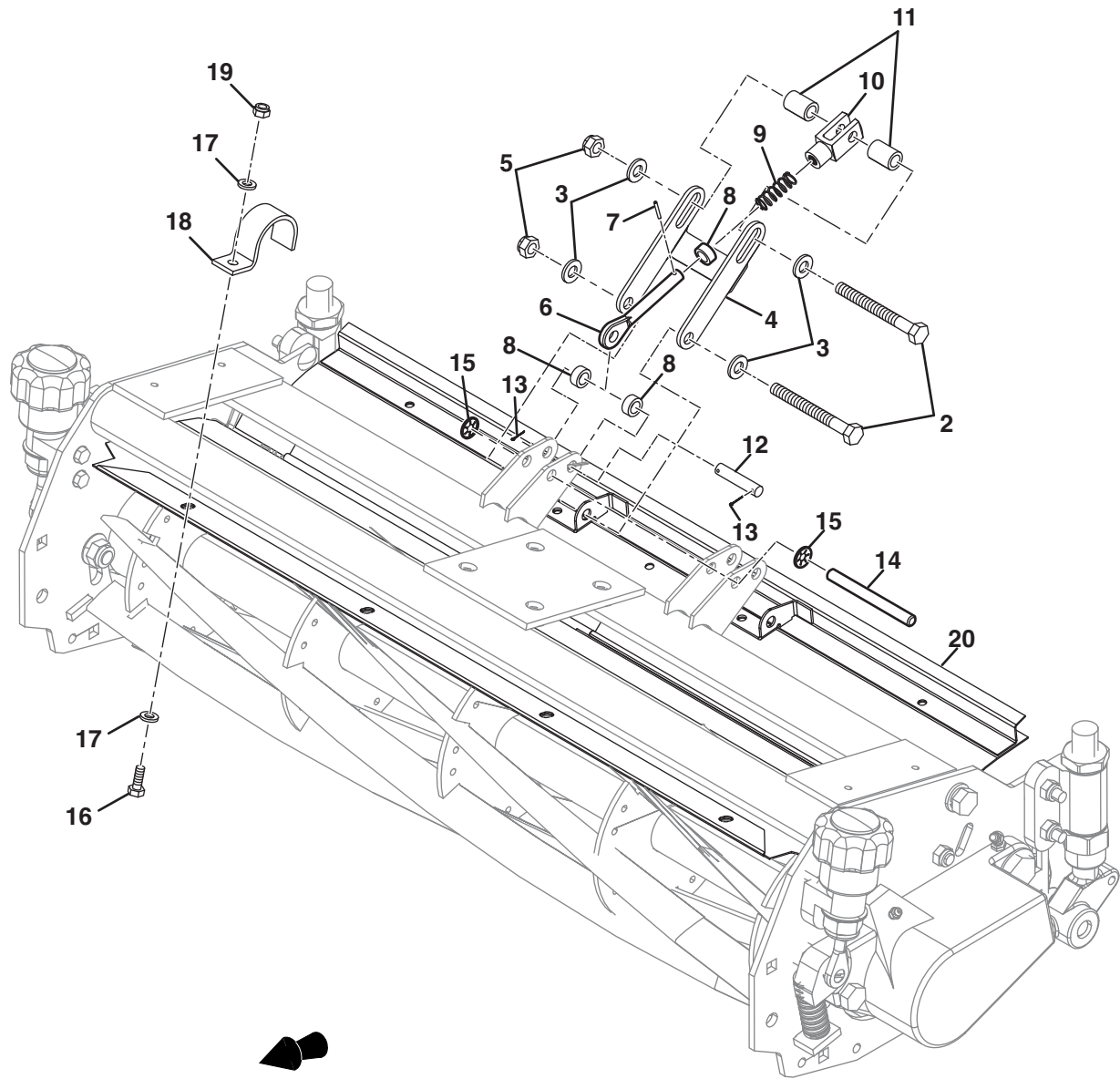
Illustration Number: JMAB347, JMAB348 & JMAB344



F305 - F407

35.1 CUTTING UNITS RH - 26" - 7 & 11 KNIFE

Illustration Number: JMAB344

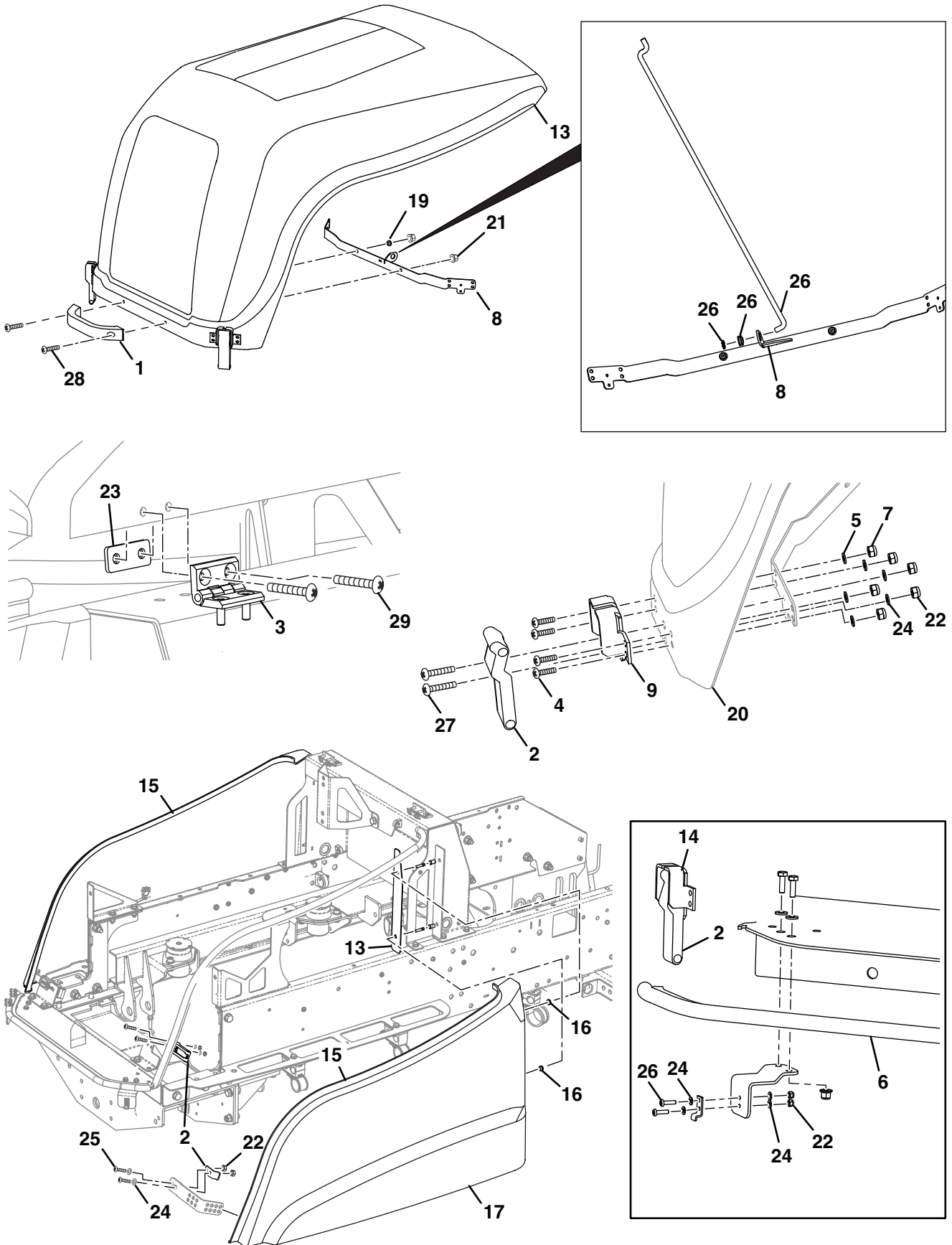


ITEM	PART NO.	QTY.	DESCRIPTION	SERIAL NUMBERS/NOTES
1	JMAB344	1	Cutting Unit - 26"	Includes Items 2 - 20
2	450023	2	• Hex Head Bolt, M8 x 45mm	
3	450390	4	• Washer, M8	
4	674515	1	• Lever	
5	450378	2	• Nylock Hex Nut, M8	
6	MBE1970A	1	• Eye Rod	
7	451344	1	• Spirol Pin, 2 x 16	
8	AF09006	3	• Spacer, 9 x 13.9 x 6	
9	002910702	1	• Compression Spring, 8.5 ID x 30	
10	MBE1969	1	• Clevis Yolk	
11	AF09020	2	• Spacer, 9 x 13.9 x 20	
12	MBE1980B	1	• Pivot Pin	
13	451195	2	• Split Pin, 1.6 x 16mm	
14	MBF0715	1	• Stop Pin	
15	001399171	2	• Star Ring, 8mm	
16	450170	4	• Hex Head Bolt, M6 x 16mm	
17	450389	8	• Washer, M6	
18	674508	4	• Clamp Bracket	
19	450377	4	• Hex Nut, M6	
20	674512	1	• Concave Weldment	

F305 - F407

36.1 HOOD MOUNTING

Illustration Number: 10008278

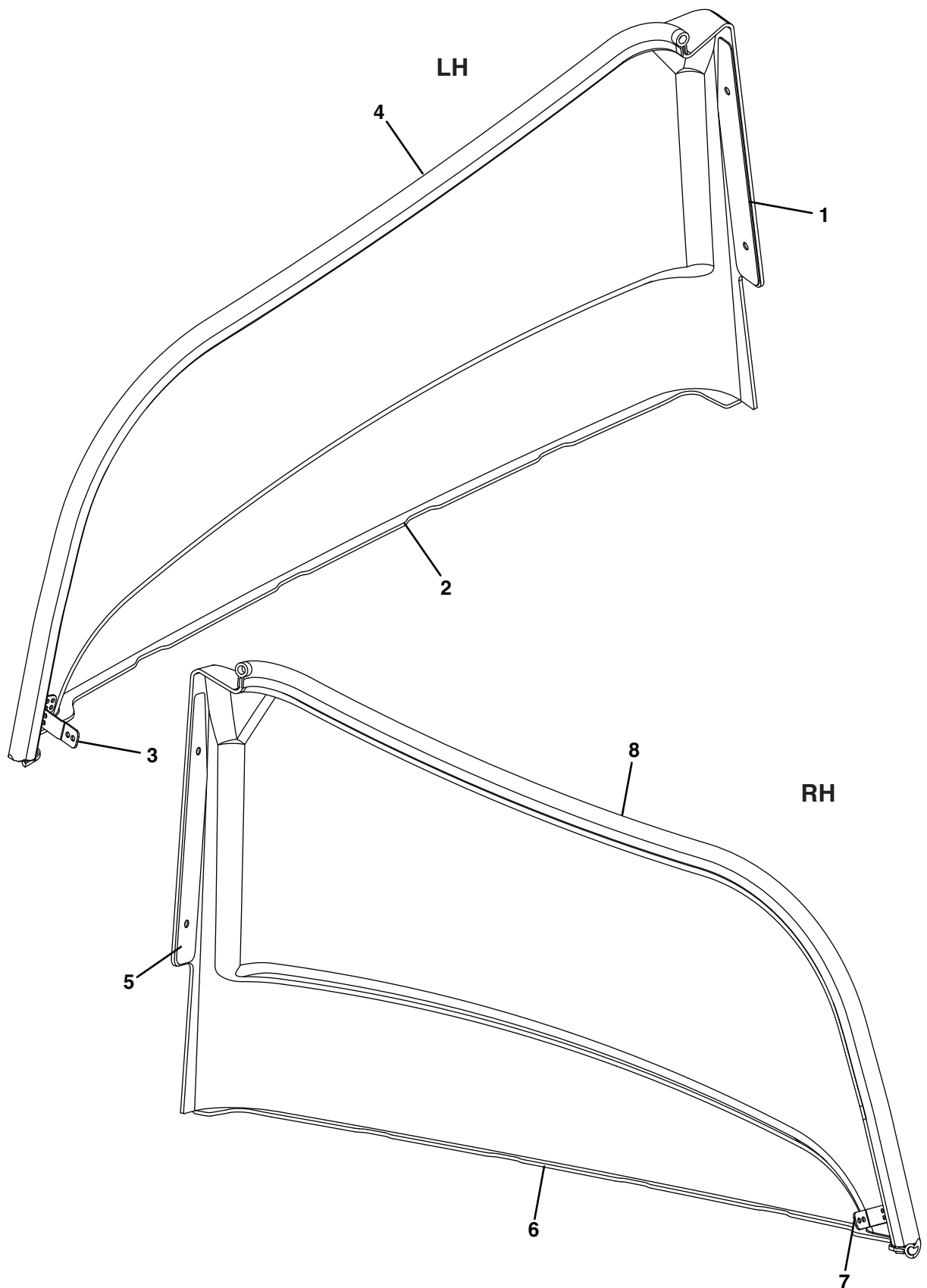


ITEM	PART NO.	QTY.	DESCRIPTION	SERIAL NUMBERS/NOTES
1	340795	1	Handle, Hood	
2	2198112	4	Keeper, Latch	
3	4312406	2	Hinge - Die Cast Zinc	
4	450528	8	Screw-Pan Head M5-0.8 x 6mm Lg	Grade 4.8
5	450388	8	Washer, M5 x 10 x 1.1	
6	1000622	1	Rear Chassis Trim - Top Bulb	
7	450376	8	Nut-Hex, M5-0.8, Nyloc	Grade 8
8	10005753	1	Weldment - Hood Handle Bracket	
9	MBG6720	2	Bracket Latch Hood	
10	10058626	1	Hood Assembly	Includes Items 11 - 20
11	10008279	1	• Assembly - Side Panel - LH	Includes Items 13 - 17
12	10008282	1	• Assembly - Side Panel - RH	Includes Items 13 - 16, 18
13	10008281	1	• • Side Panel Stiffener Plate	
14	10025874	1	• • Side Latch Hook Bracket	
15	10005377	1	• • Hood Seal	
16	4333295	4	• • Grommet, 16 OD x 10 ID	
17	10008280	1	• • Side Panel - LH	
18	10008283	1	• • Side Panel - RH	
19	10024148	1	• Stay Kit	
20	10008356	1	• Assembly - Engine Hood Top	
21	452435	2	Nut-Hex, M6 Flange Nyloc	
22	452717	16	Nut-Hex, M4-0.7, Nyloc	Grade 8
23	4321666	2	Keep Plate - M6	
24	450387	20	Washer, M4 x 9 x 0.9	
25	450517	8	Screw-Pan Head, M4-0.7x12mm Lg	Grade 4.8
26	450519	4	Screw-Pan Head, M4-0.7x16mm Lg	Grade 4.8
27	450520	4	Screw-Pan Head, M4-0.7x20mm Lg	Grade 4.8
28	450542	2	Screw-Pan Head, M6-1.0x20mm Lg	Grade 4.8
29	450620	8	Screw-CSL M6-1.0 x 20mm Lg	Grade 4.8

F305 - F407

37.1 HOOD SIDE PANEL - LH - RH

Illustration Number: 10008279; 10008282

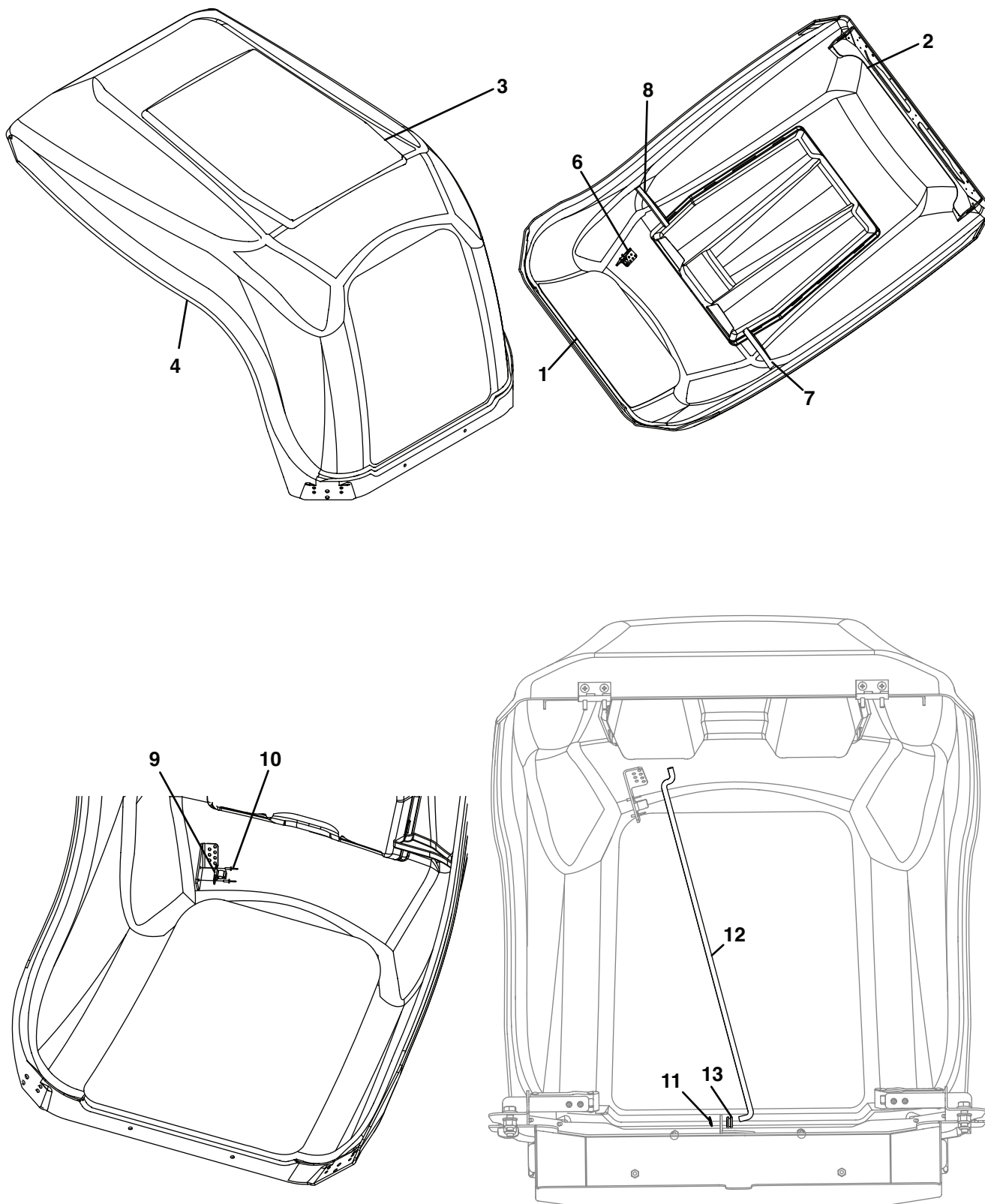


ITEM	PART NO.	QTY.	DESCRIPTION	SERIAL NUMBERS/NOTES
1	10008281	1	Side Panel Stiffener Plate	
2	10008280	1	Side Panel - LH (Orange)	
3	10025874	1	Side Latch Hook Bracket	
4	10005377	1	Hood Seal - Top Bulb	
5	10008281	1	Side Panel Stiffener Plate	
6	10008283	1	Side Panel - RH (Orange)	
7	10025874	1	Side Latch Hook Bracket	
8	10005377	1	Hood Seal - Top Bulb	

F305 - F407

38.1 HOOD TOP & HOOD STAY KIT

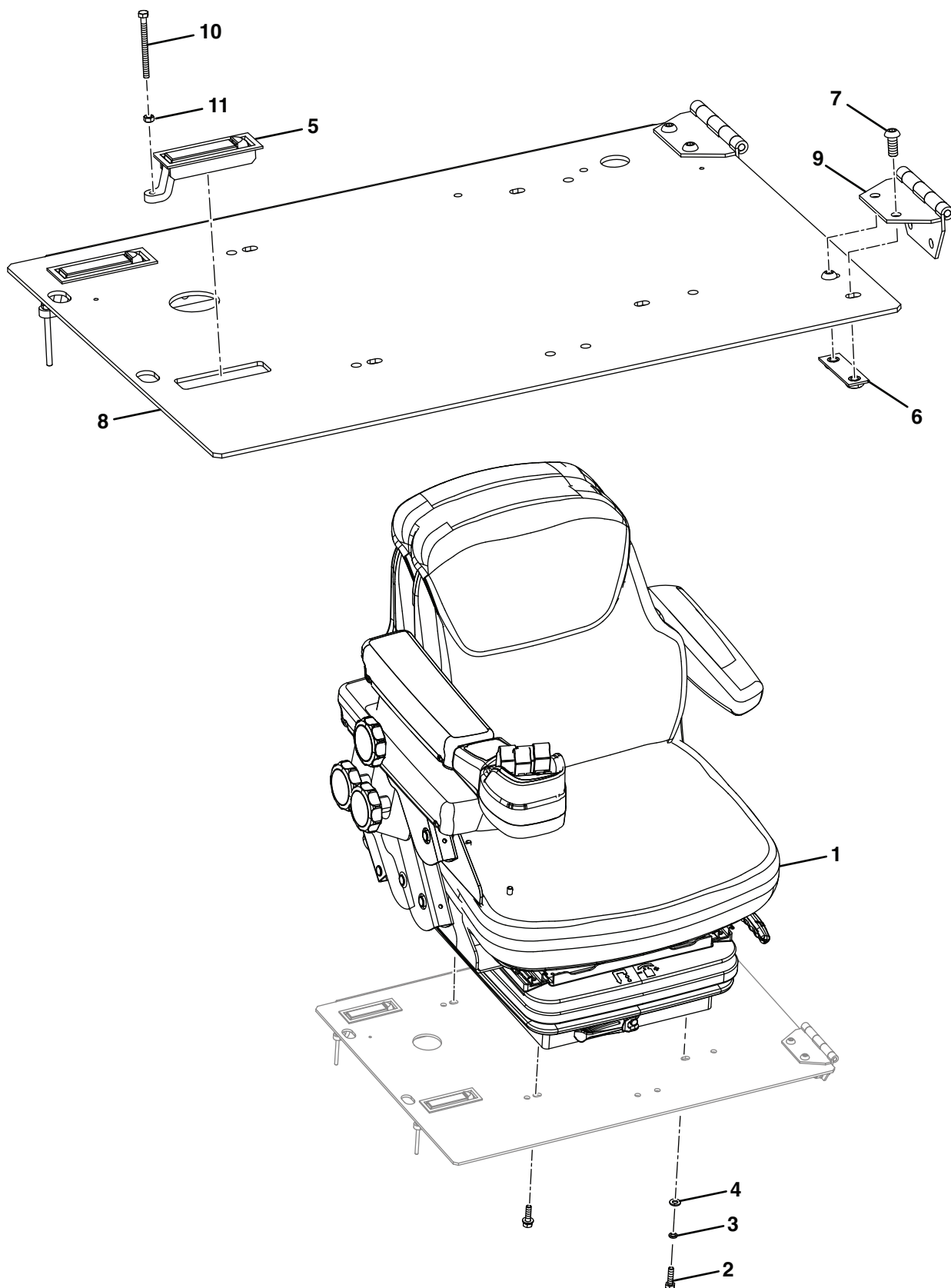
Illustration Number: 10008356; 10024148



ITEM	PART NO.	QTY.	DESCRIPTION	SERIAL NUMBERS/NOTES
1	10000547	1	Engine Hood Rear Grille	Not Illustrated
2	10006574	1	Weldment-Hood Hinging Brk	
3	10008114	1	Top Grille	
4	10008359	1	Engine Hood Top (Orange)	
5	10011424	1	Foam Tape	
6	10012476	1	Clip Bracket	
7	10031835	1	Engine Hood, Fill In, LH	
8	10031836	1	Engine Hood, Fill In, RH	
9	4356766	1	Clip, Bonnet Stay	
10	001496150	2	Rivet-Pop, 1/8 x .400	
11	001399171	1	Star Ring, 8mm	
12	10012474	1	Hood Stay	
13	10012507	1	Grommet, 9.5 x 12.5 x3	

39.1 SEATING AND MOUNTING

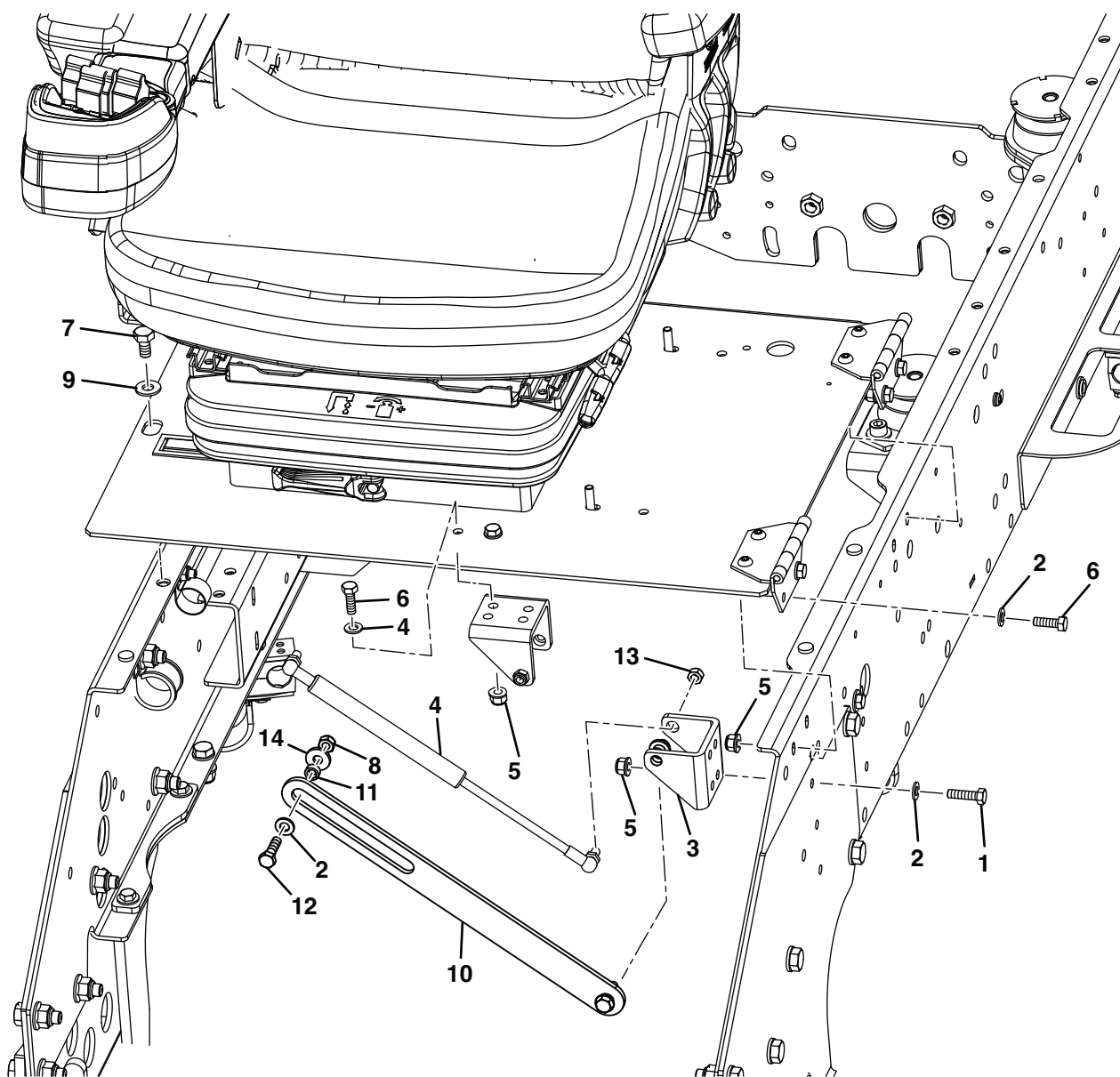
Illustration Number: 10009159



ITEM	PART NO.	QTY.	DESCRIPTION	SERIAL NUMBERS/NOTES
1	4308296	1	Seat MSG85 W/Multi-Fctn Arm Rest	
2	450193	5	Screw-Hex, M8-1.25 x 30mm Lg	Grade 8.8
3	450411	4	Lockwasher, M8 x 12.75 x 2	
4	450390	14	Washer, M8 x 17 x 1.8	
5	2208075	2	Latch-Adjustable Lever	
6	4118558	2	Hinge Keep	
7	4142288	4	Screw-Pan Head, M8 x 20 Torx	
8	10024285	1	Seat Plate - W/Assy	
9	MBG2013	2	Hinge	
10	450160	2	Screw-Hex, M5-0.8 x 60mm Lg	Grade 8.8
11	450322	2	Nut-Hex, M5-0.8	Grade 8

39.1 SEATING AND MOUNTING

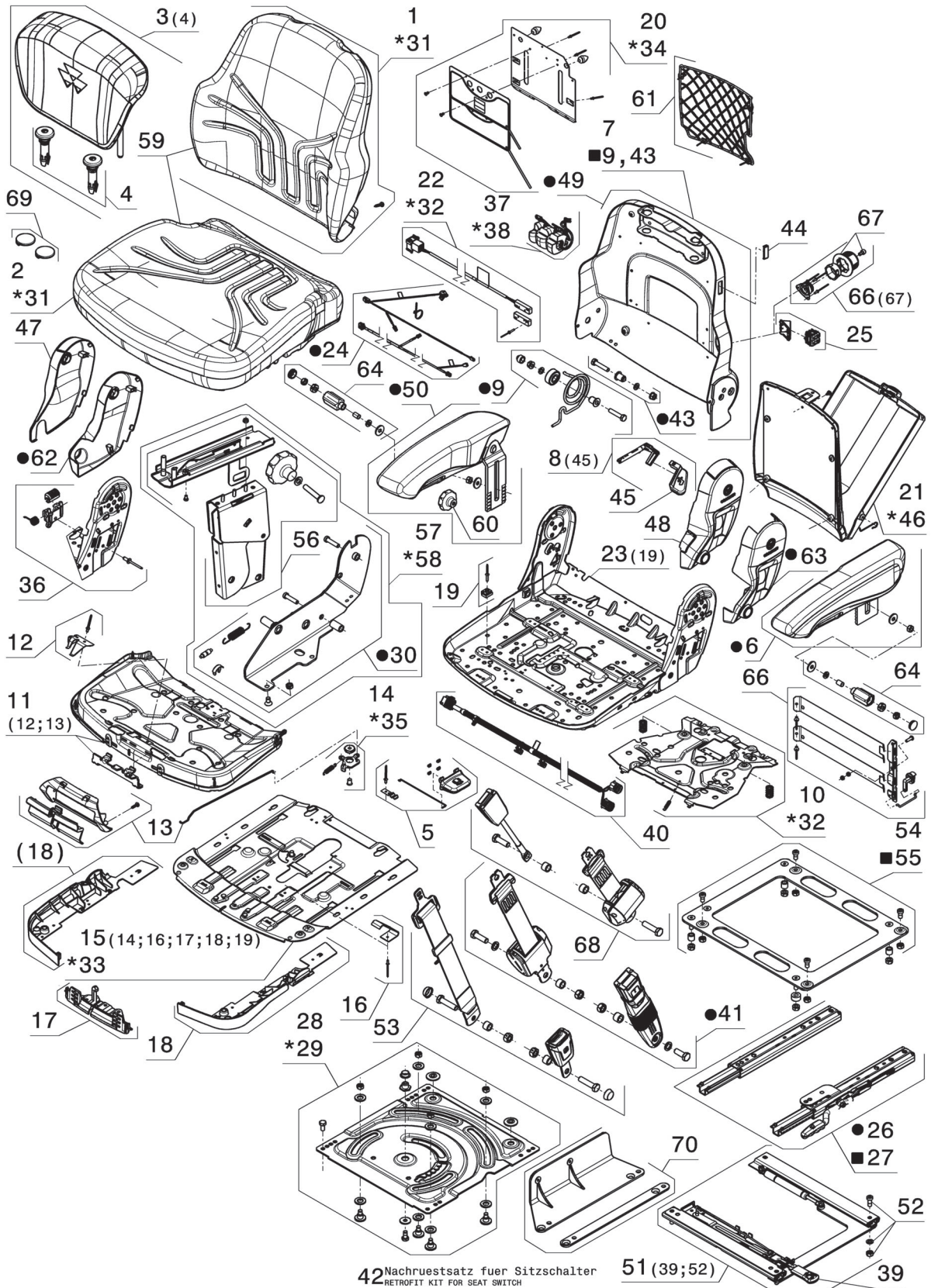
Illustration Number: 10009159



ITEM	PART NO.	QTY.	DESCRIPTION	SERIAL NUMBERS/NOTES
1	450193	5	Screw-Hex, M8-1.25 x 30mm Lg	Grade 8.8
2	450390	14	Washer, M8 x 17 x 1.8	
3	10025566	2	Double Strut Bracket	
4	4225281	1	Gas Strut	
5	452436	8	Nut-Hex M8 Flange Nyloc	
6	450192	7	Screw-Hex, M8-1.25 x 25mm Lg	Grade 8.8
7	450213	2	Screw-Hex, M10-1.5 x 20mm Lg	Grade 8.8
8	450378	2	Nut-Hex, M8-1.25, Nyloc	Grade 8
9	450401	2	Washer, M10 x 24 x 2.2	
10	10037934	1	Plate - Seat Strut	
11	10038157	2	Collar	
12	450014	2	Bolt-Hex, M8 - 1.25 x 30mm Lg	
13	001339050	2	Nut-Hex, M8 - 1.25	
14	009072070	2	Washer, M8 x 22 x 3	

40.1 GRAMMER MSG85 SEAT

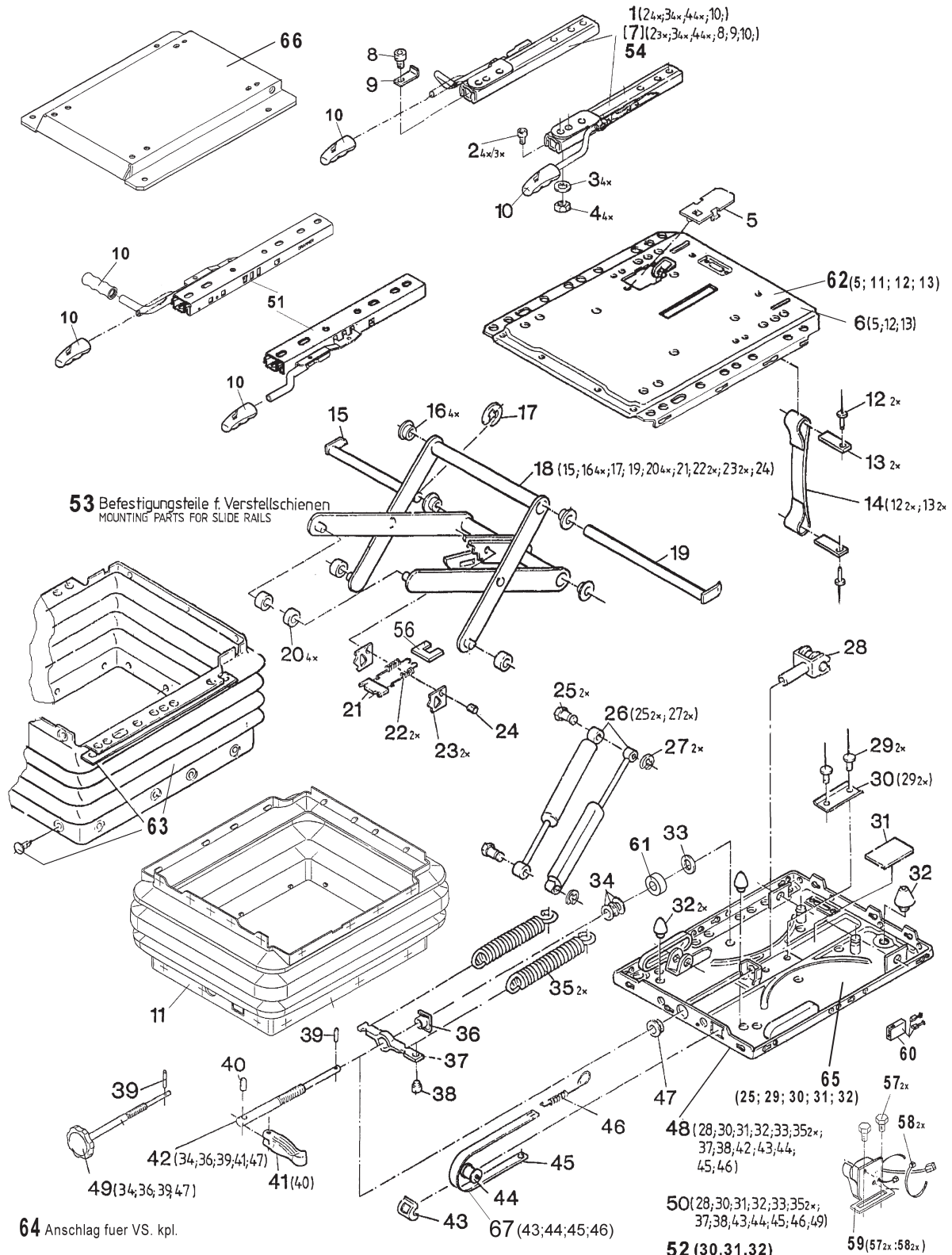
Illustration Number: S741-25-001-seat



ITEM	PART NO.	QTY.	DESCRIPTION	SERIAL NUMBERS/NOTES
1		1	Assy, Cushion, Backrest	
2		1	Assy, Cushion, Seat	
3		1	Backrest Extension	
4		2	Bushing1	
6		1	FA Armrest LS	
8		1	Lever F.BAA.CPL	
9		1	Backrest Bearing Kit	
10		1	Compensator F. SAI. CP	
22	4334806	1	Seat Switch With Magnet	
23		1	Seat Plate Complete	
26		1	Adjustment Slid Kit	
27		1	Fixing Parts	
30		1	Armrest Support	
31		1	Small Parts Cushion	
32		1	Small Parts Seat	
36		1	Bearing F. BAA. CPL.	
41		1	Seatbelt, Retractable	
43		1	Backrest Bearing Kit	
45		1	Handle Grip For Back	
48		1	Cover LS RAL9005	
49		1	Backrest	
56		1	Adjustment Unit	
58		1	Small Parts For Multifunction Arm-rest	
61		1	Document Net Kit	

41.1 GRAMMER MSG85 SUSPENSION

Illustration Number: MSG85-01-001-Suspension



53 Befestigungsteile f. Verstellbahnen
MOUNTING PARTS FOR SLIDE RAILS

64 Anschlag fuer VS. kpl.

55 Federung kpl.
SUSPENSION CPL.

Positionen in [] spiegelbildliche Ausführung
POSITIONS IN [] LATERALLY REVERSED VERSION

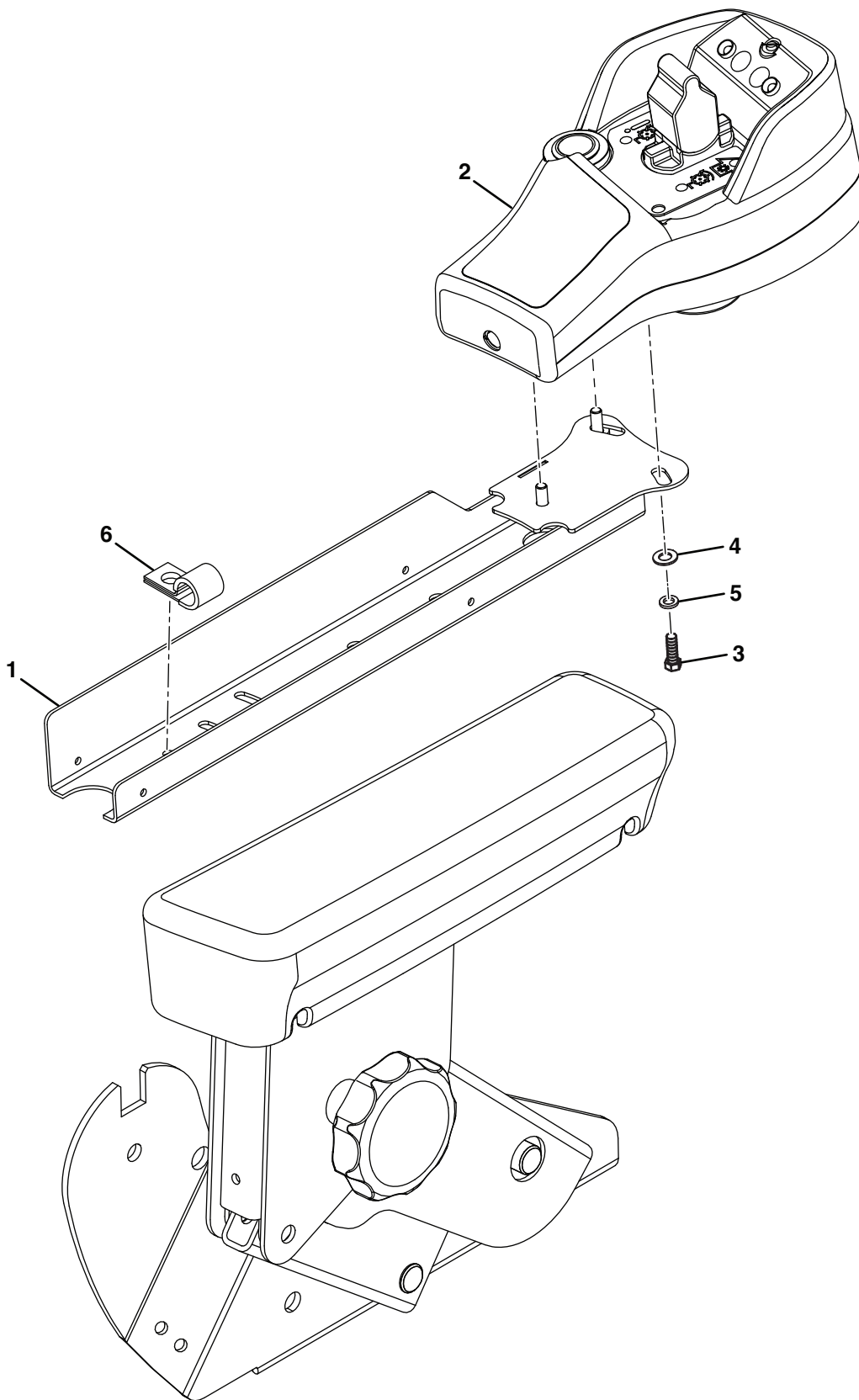
52 (30,31,32)

Komplett-Pos. beinhalten die jeweils in Klammern () aufgeführten Positionen
MAIN POSITIONS COMPRISE THE POSITIONS INDICATED IN BRACKETS

ITEM	PART NO.	QTY.	DESCRIPTION	SERIAL NUMBERS/NOTES
		1	Mechanical Suspn seat with MFA	
5	008173680	1	• Cover	
6		1	• Kit, Suspension Upper	
11		1	• Kit, Bellow	
15	008173790	1	• Bolt	
16	008173800	4	• Bushing	
18	008199900	1	• Swing Arm Kit	
19		1	• Bolt	
20	008173780	4	• Roller	
21	008173820	1	• Plate	
22		2	• Tension Spring	
23	008173830	2	• Release Plate	
24	008173840	1	• Bolt	
25	008173710	2	• Bolt, M8 x 22, Yellow	
26	008199680	1	• Kit, Shock Absorber, S	
27	008173720	2	• Washer, Retaining, 5 mm	
28	4197064	1	• Fork	
29	008173740	2	• Rivet, 4 x 10	
30		1	• Bracket, U-Shaped Pro	
31	008173760	1	• Rubber Plate	
32	008173730	1	• Bumper Set	
33	008173870	1	• Thrust Washer Kit	
35	008144410	2	• Spring, Tension	
36	008173880	1	• Nut, M12, Flange	
37	008173910	1	• Spring Bracket	
38	008173930	1	• Plug, Retainer	
39		1	• Pin, 3 x 16	
40		1	• Pin, 4 x 28	
41		1	• Handle (Toggle)	
42		1	• Adjustment Spindle	
43	008173950	1	• Guide	
44	008193960	1	• Roller	
45	008193920	1	• Band, Weight, 130 kg	
46	008173940	1	• Tension Spring	
47		1	• Bushing	
52	4228181	1	• Suspension Lower Par	
53		1	• Fixing Parts	
55	4228180	1	• Suspension MSG85	

42.1 ARMREST POD MOUNTING - F305

Illustration Number: 10041454

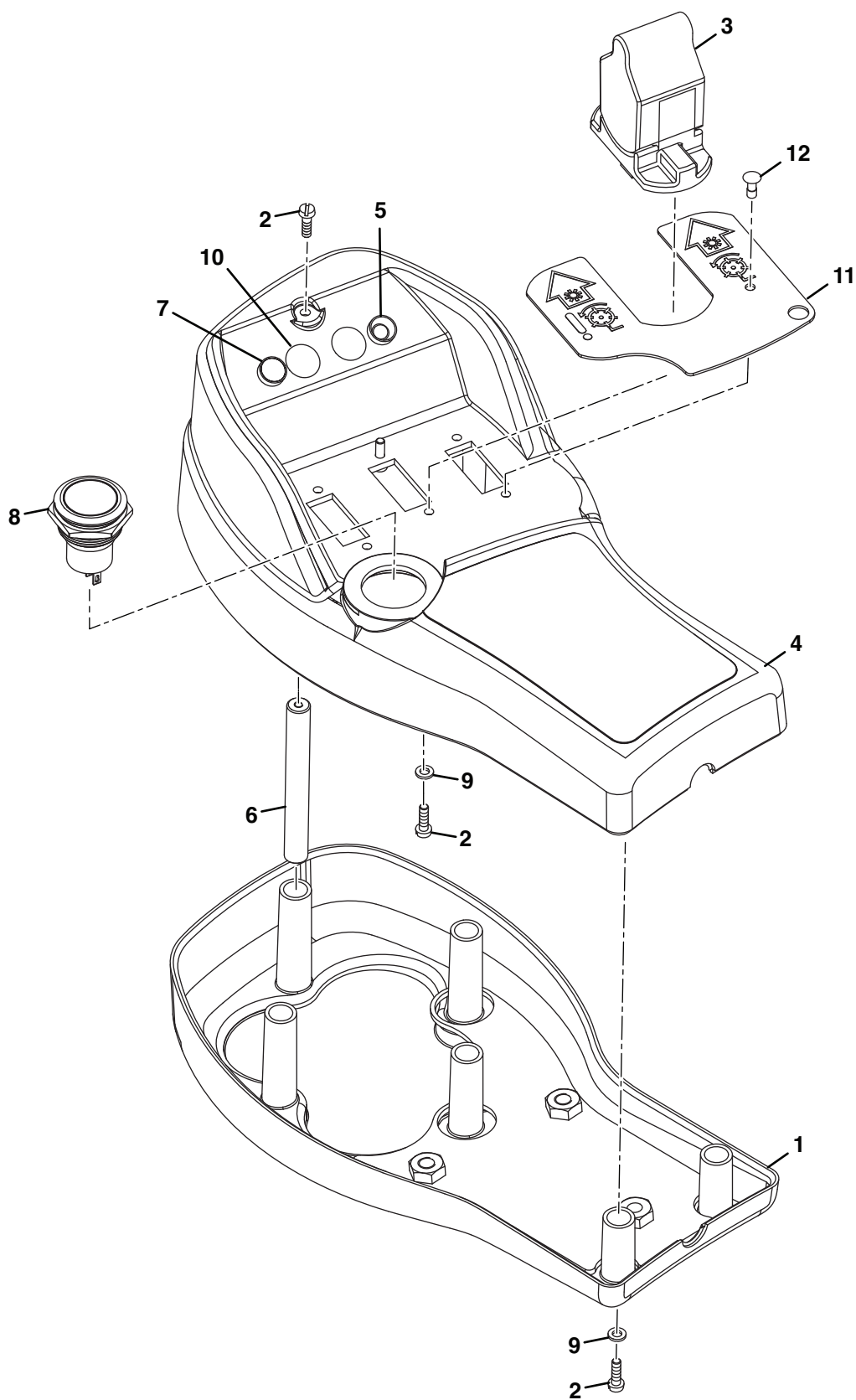


ITEM	PART NO.	QTY.	DESCRIPTION	SERIAL NUMBERS/NOTES
1	4170260	1	Weldment - Armrest Bracket	
2	10041455	1	Assembly Armrest Pod	
3	UK450170	3	Screw- Hex, M6 - 1 x 16mm Lg	Grade 8.8
4	UK450389	3	Washer, M6 x 12.5 x 1.8	
5	UK450410	3	Lockwasher, M6 x 9.6 x 1.5	
6	366424	1	Clamp	

F305 - F407

43.1 ARMREST POD ASSEMBLY - F305

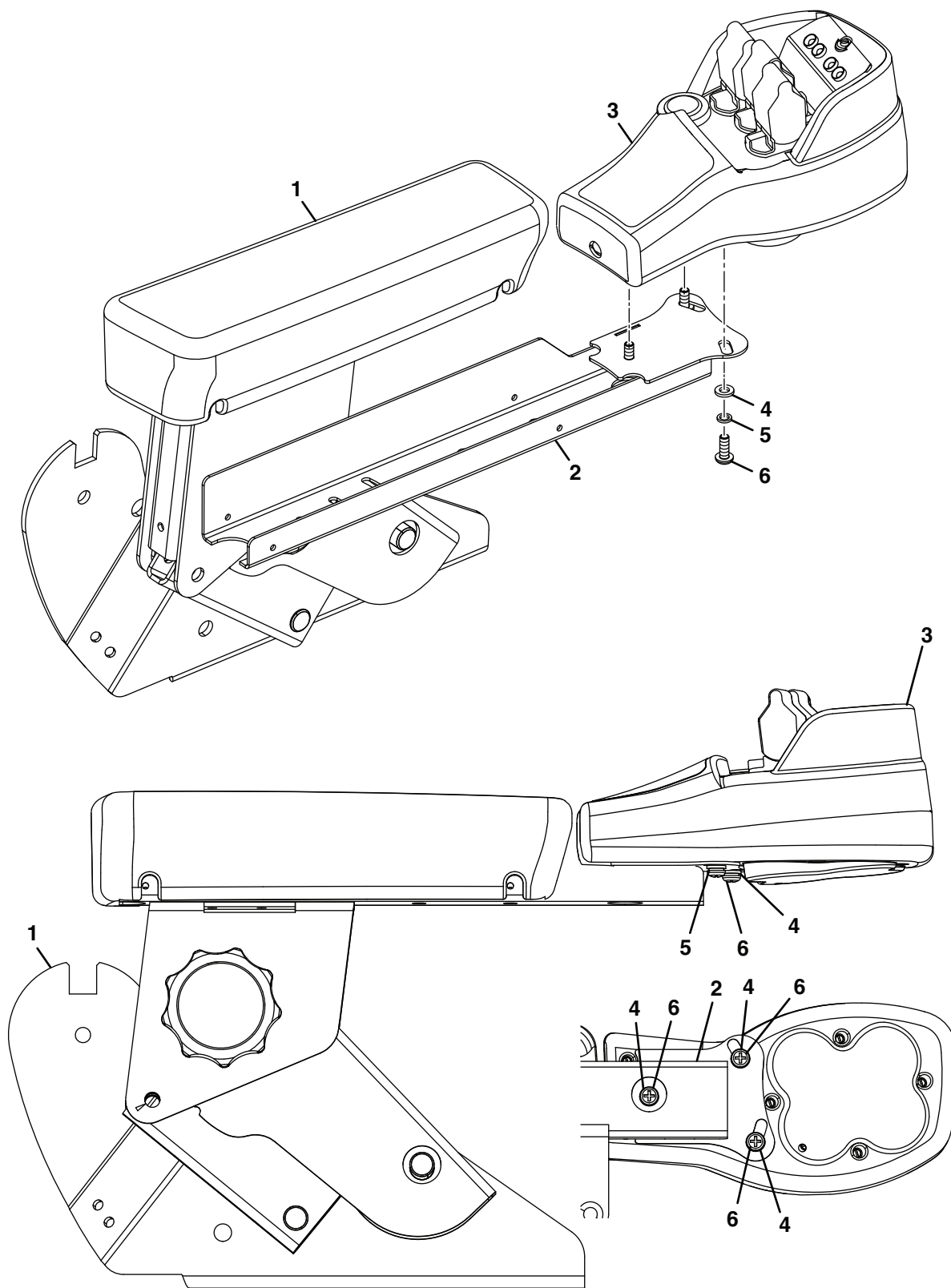
Illustration Number: 10041455



ITEM	PART NO.	QTY.	DESCRIPTION	SERIAL NUMBERS/NOTES
1	4161380	1	Control Pod Armrest	Grade 8.8
2	4162862	9	Screw, M3 x 8, Socket Button Head	
3	4206260	1	Single Axis Finger Tip Joystick	
4	4207604	1	Armrest Pod, Top	
5	4298552	1	Cut Active Indicator Led (Yellow)	
6	4212501	1	Spacer Armrest Pod	
7	4298531	1	Tri-Colour LED	
8	4324252	1	Switch, Weight Transfer	
9	UK450418	8	Lockwasher, M3 x 6.1 x 0.9	
10	4252563	2	M10 Cover Plug	
11	10037799	1	Plate - Armrest Rod	
12	UK4272414	4	Rivet - Pop, 3.2 x 8	
13	10006980	1	Armrest Loom	

44.1 ARMREST POD MOUNTING - F407

Illustration Number: 4192986

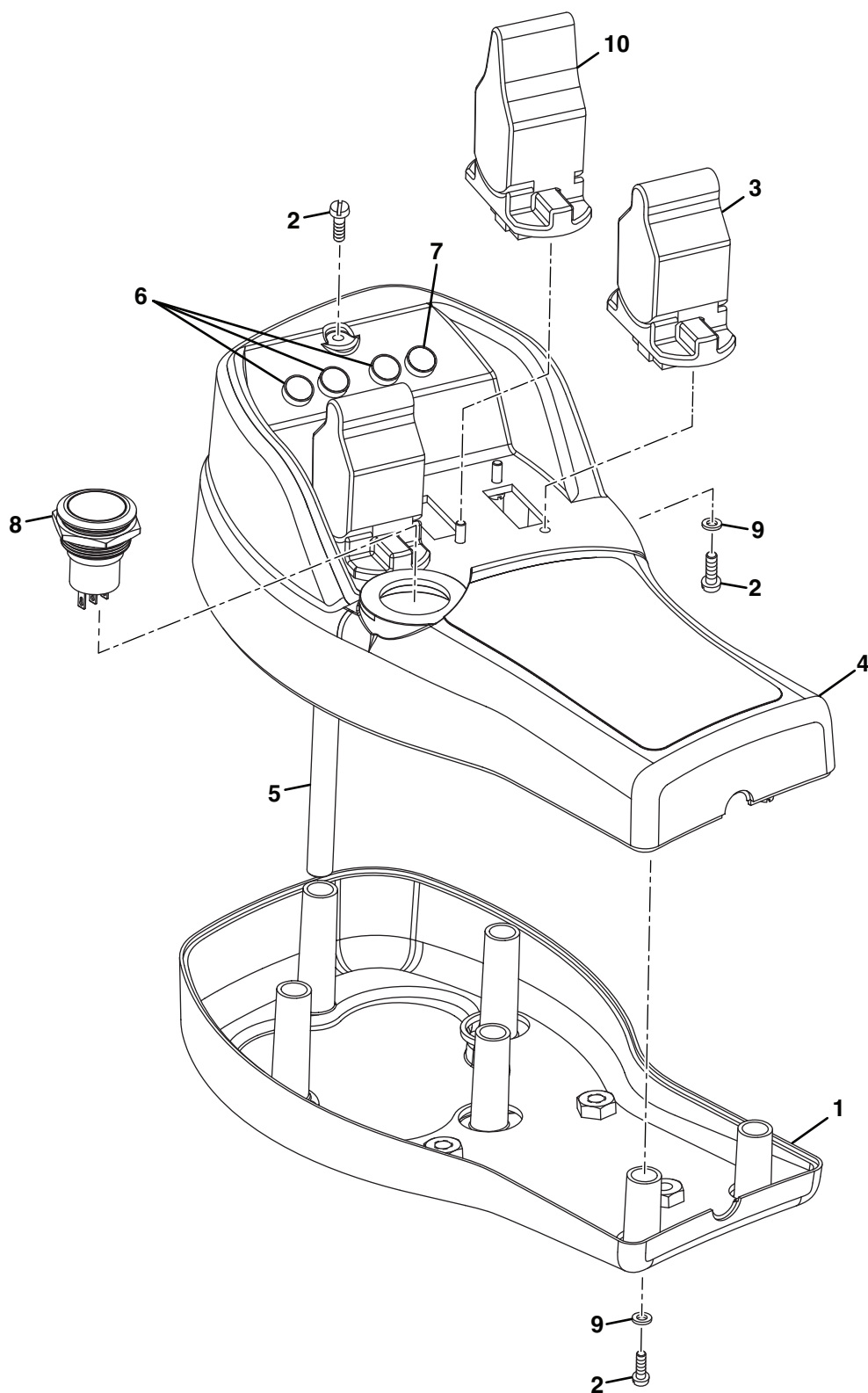


ITEM	PART NO.	QTY.	DESCRIPTION	SERIAL NUMBERS/NOTES
1	4140320	1	Seat-Grammer MSG85	
2	4170260	1	Weldment - Armrest Bracket	
3	10029916	1	Assembly - Armrest Pod	
4	450389	3	Washer, M6 x 12.5 x 1.8	
5	450410	3	Lockwasher, M6 x 9.6 x 1.5	
6	450541	3	Screw-Pan Head, M6 - 1 x 16mm Lg	Grade 4.8

F305 - F407

45.1 ARMREST POD ASSEMBLY - F407

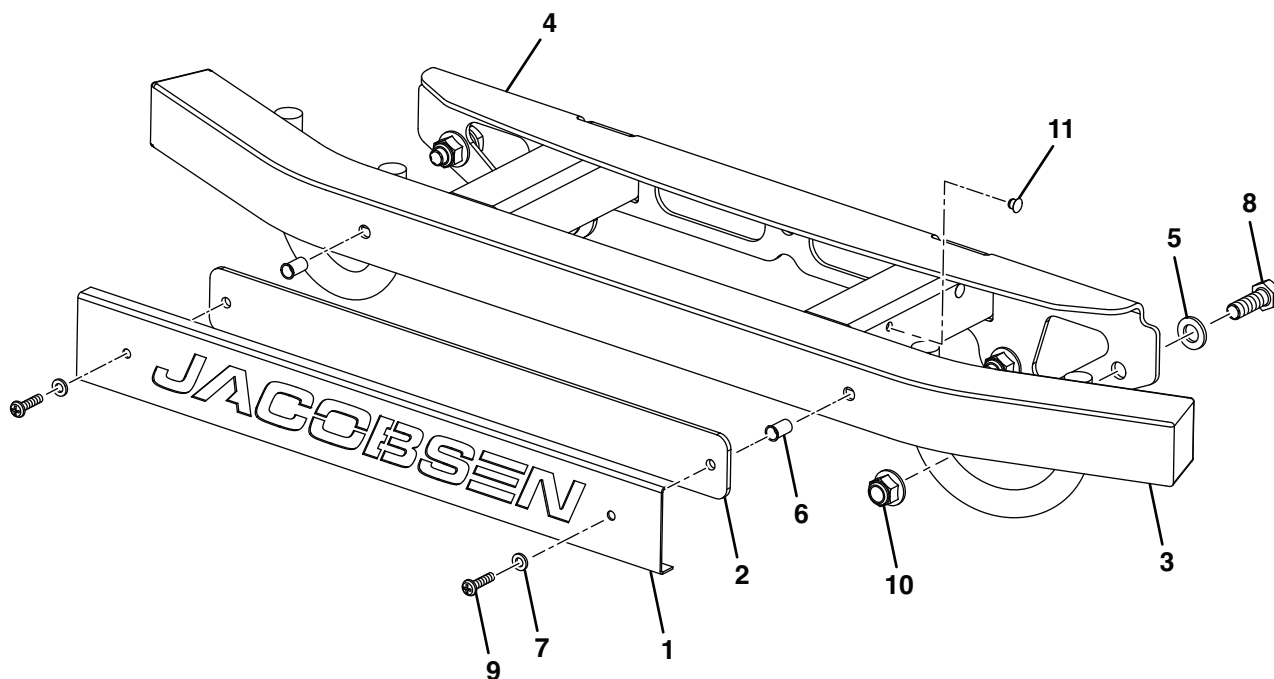
Illustration Number: 10029916



ITEM	PART NO.	QTY.	DESCRIPTION	SERIAL NUMBERS/NOTES
1	4161380	1	Armrest Pod Assembly, Bottom	
2	4162862	13	Screw, M3 x 8, Socket Button Head	
3	4206260	2	Single Axis Joystick	
4	4207604	1	Armrest Pod, Top	
5	4212501	1	Spacer - Armrest Pod	
6	4298531	3	Tri - Colour LED	
7	4298552	1	Cut Active Indicator Led (Yellow)	
8	4324252	1	Switch, Weight Transfer	
9	UK450418	12	Lockwasher - M3 x 6.1 x 0.9	
10	10029915	1	Fingertip Single Axis Joystick	

46.1 BUMPER AND NAMEPLATE

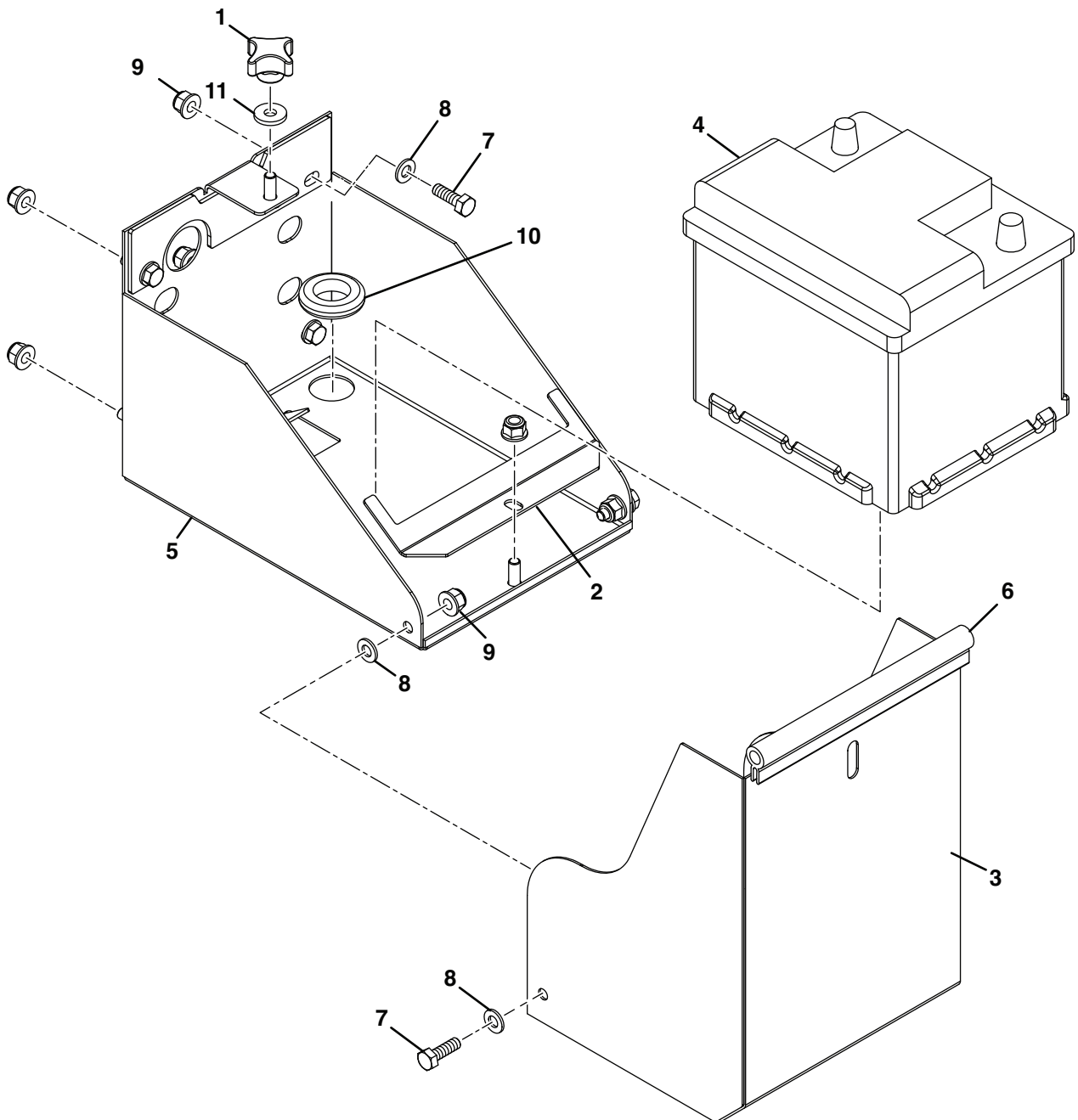
Illustration Number: 10008570



ITEM	PART NO.	QTY.	DESCRIPTION	SERIAL NUMBERS/NOTES
1	4161941	1	Nameplate-Bumper, Jacobsen	
2	4219940	1	Backplate-plastic, Bumper (White)	
3	4282211	2	End Cap-RHS, 50 x 50 x 3	
4	10008696	1	Weldment-Bumper	
5	450242	4	Screw-Hex, M12-1.75 x 35mm Lg	Grade 8.8
6	450358	2	M6-1.0 (A-K) Nutsert (4.2-6.6 G/l)	
7	450389	2	Washer, M6 x 12.5 x 1.8	
8	450392	4	Washer, M12 x 24 x 2.7	
9	450543	2	Screw-Pan Head, M6-1.0x25mm Lg	Grade 4.8
10	452438	4	Nut-Hex, M12 Flange Nyloc	
11	4324489	4	Blanking Hole Plug, M8	

47.1 BATTERY MOUNTING

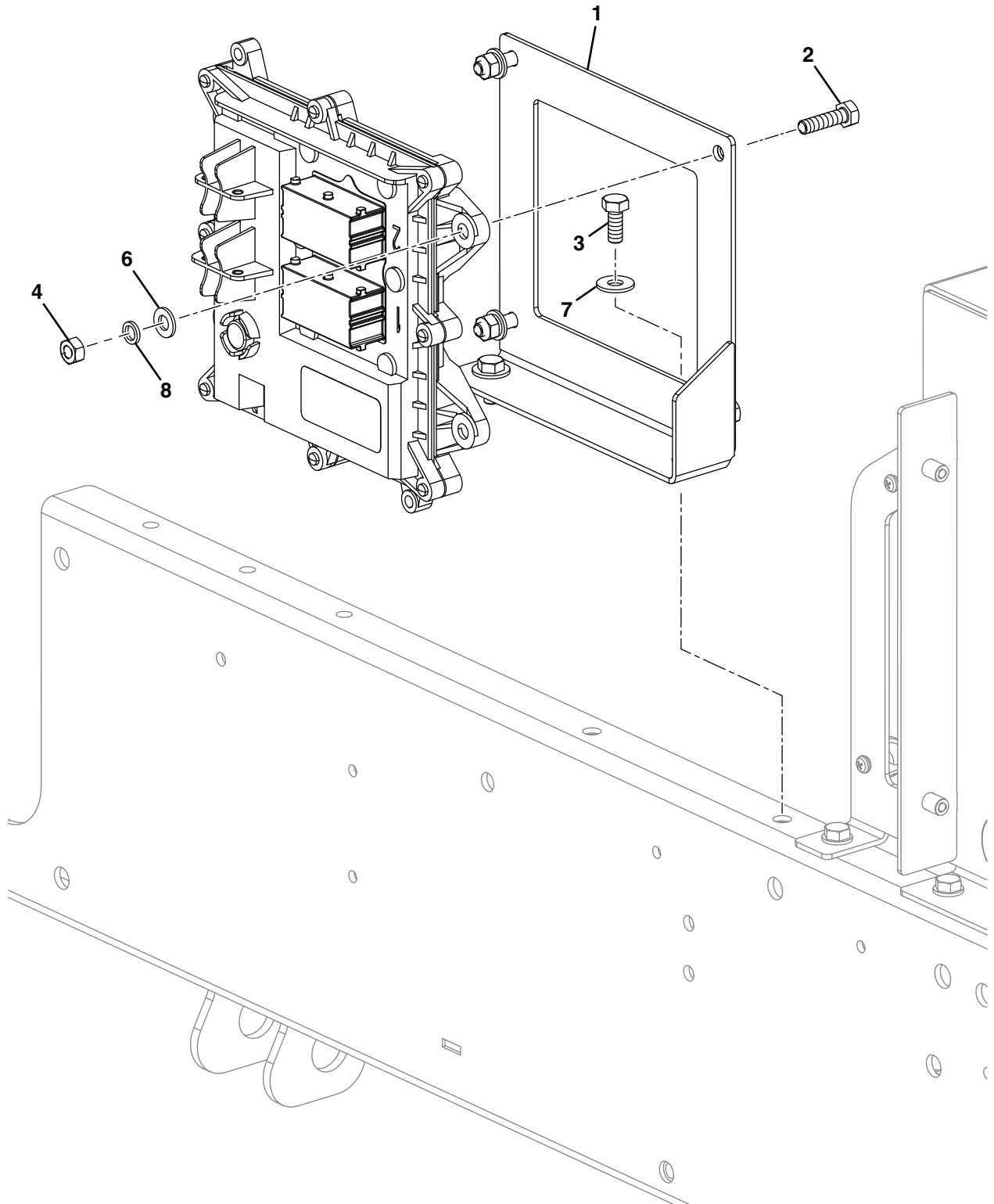
Illustration Number: 10007745



ITEM	PART NO.	QTY.	DESCRIPTION	SERIAL NUMBERS/NOTES
1	002990293	1	Plastic Star Knob, M8 x 40	
2	4259890	1	Battery Clamp	
3	4260490	1	Battery Tray Lid	
4	4322478	1	Battery 12V - 45AH - 425A	
5	10007777	1	Weldment-Battery Tray	
6	10007790	1	Seal-Battery Tray	
7	450192	6	Screw-Hex, M8-1.25 x 25, Gr 8.8	
8	450390	8	Washer, M8 x 17 x 1.8	
9	452436	7	Nut-Hex, M8 Flange Nyloc	
10	002953420	2	Grommet, 25.4 x 44.5 x 9.9	
11	009072070	1	Washer, M8 x 22 x 3	
12	10026130	1	Battery +ve to Distribution	Not Illustrated
13	10026135	1	Starter to Distribution Box Cable	Not Illustrated
14	10026136	1	Battery -ve to Engine Block Cable	Not Illustrated
15	4139551	1	Positive Battery Term Cover (Red)	Not Illustrated

48.1 ENGINE CONTROLLER

Illustration Number: 10011797

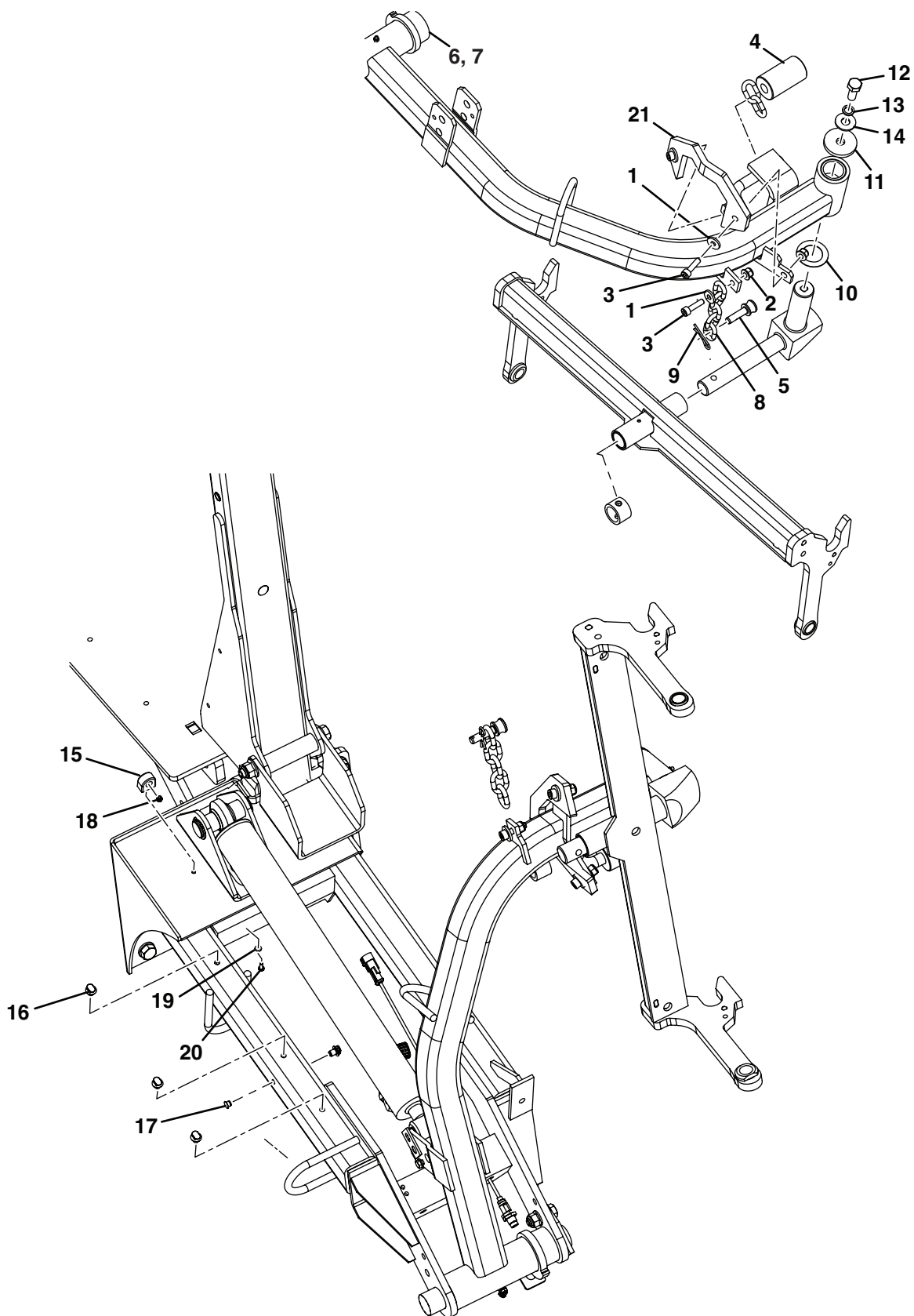


ITEM	PART NO.	QTY.	DESCRIPTION	SERIAL NUMBERS/NOTES
1	10001893	1	Bulkhead - Electrical	
2	450014	4	Bolt-Hex, M8-1.25 x 30mm Lg	Grade 8.8
3	450191	2	Screw-Hex, M8-1.25 x 20mm Lg	Grade 8.8
4	450324	4	Nut-Hex, M8-1.25	Grade 8
5	450390	8	Washer, M8 x 17 x 1.8	
6	450400	2	Washer, M8 x 21 x 1.8	
7	450411	4	Lockwasher, M8 x 12.75 x 2	

F305 - F407

49.1 WING UNIT MOUNTING - F407

Illustration Number: 10009149

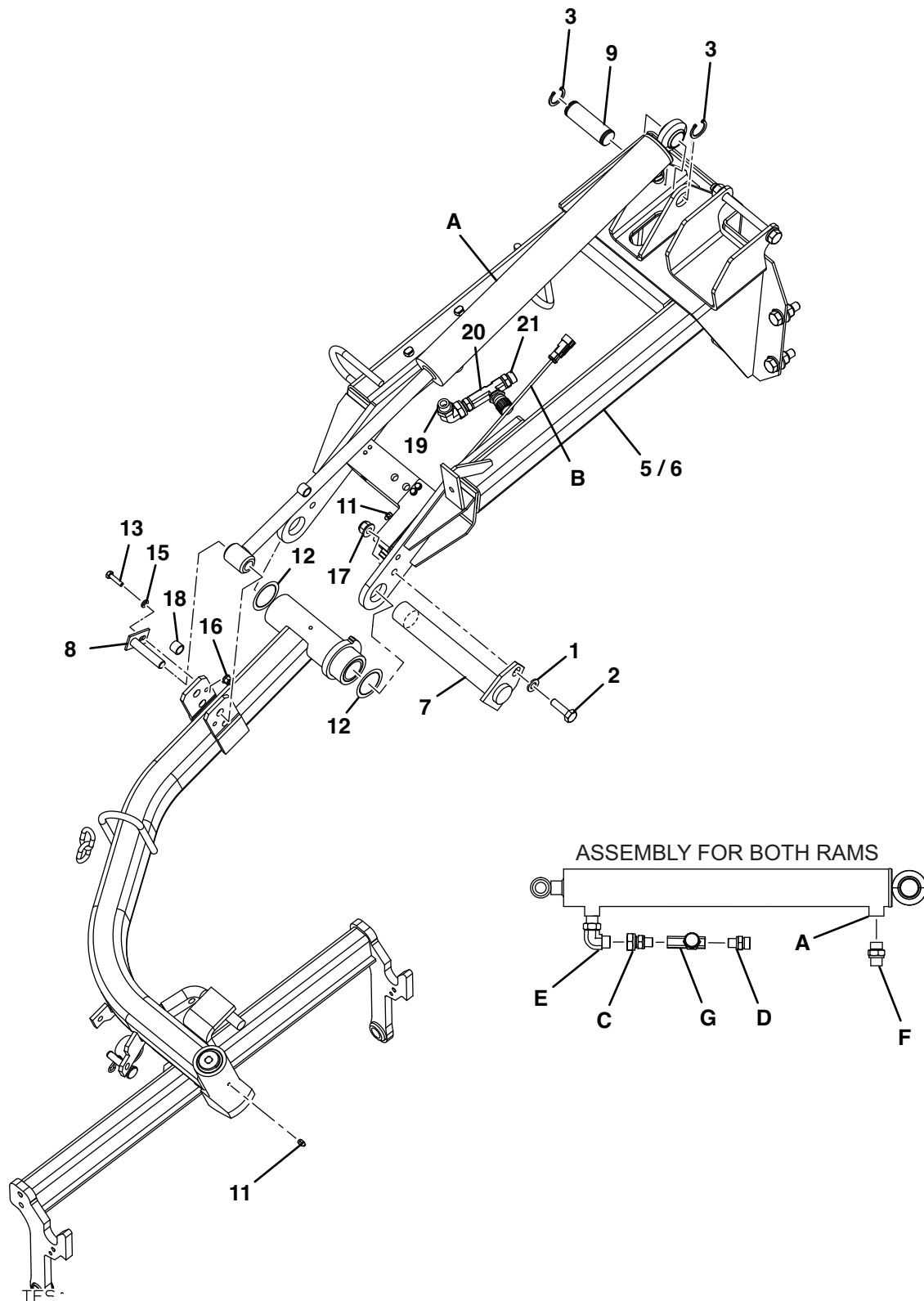


ITEM	PART NO.	QTY.	DESCRIPTION	SERIAL NUMBERS/NOTES
1	009072070	6	Washer, M8 x 22 x 3	
2	452436	6	Nut Hex, M8 Flange Nyloc	
3	450725	6	Capscrew Hex, Sckt M8-1.25 x 30	Grade 12.9
4	MBG1642	2	Roller - Wing C/units.	
5	MBC1561A	2	Pin	
6	10008567	1	Arm, LH Lift	
7	10008566	1	Arm, RH Lift	
8	4395327	2	Chain - 167 mm Lg.	
9	001490226	2	R-Clip	
10	62464-4A	6	Washer-Thrust 1.250 x 1.937 x .030	
11	64163-74	2	Washer, .516 x 2 x .25	
12	450241	2	Screw Hex, M12-1.75 x 30mm Lg	Grade 8.8
13	450413	2	Lockwasher, M12 x 17.9 x 2.5	
14	001599052	2	Washer, .526/.506 x 1-1/4 x 12ga	
15	4167146	2	Conduit Clamp-10mm	
16	4370167	8	Mount, Cable Tie FIR Tree	
17	4324489	2	M8 Blanking Hole Plugs	
18	452717	2	Nut Hex, M4-0.7, Nyloc	Grade 8
19	450387	2	Washer, M4 x 9 x 0.9	
20	450517	2	Screw-Pan Head M4-0.7x 12mm Lg	Grade 4.8
21	10029125	2	Plate - Yoke Stop	

F305 - F407

49.1 WING UNIT MOUNTING - F407

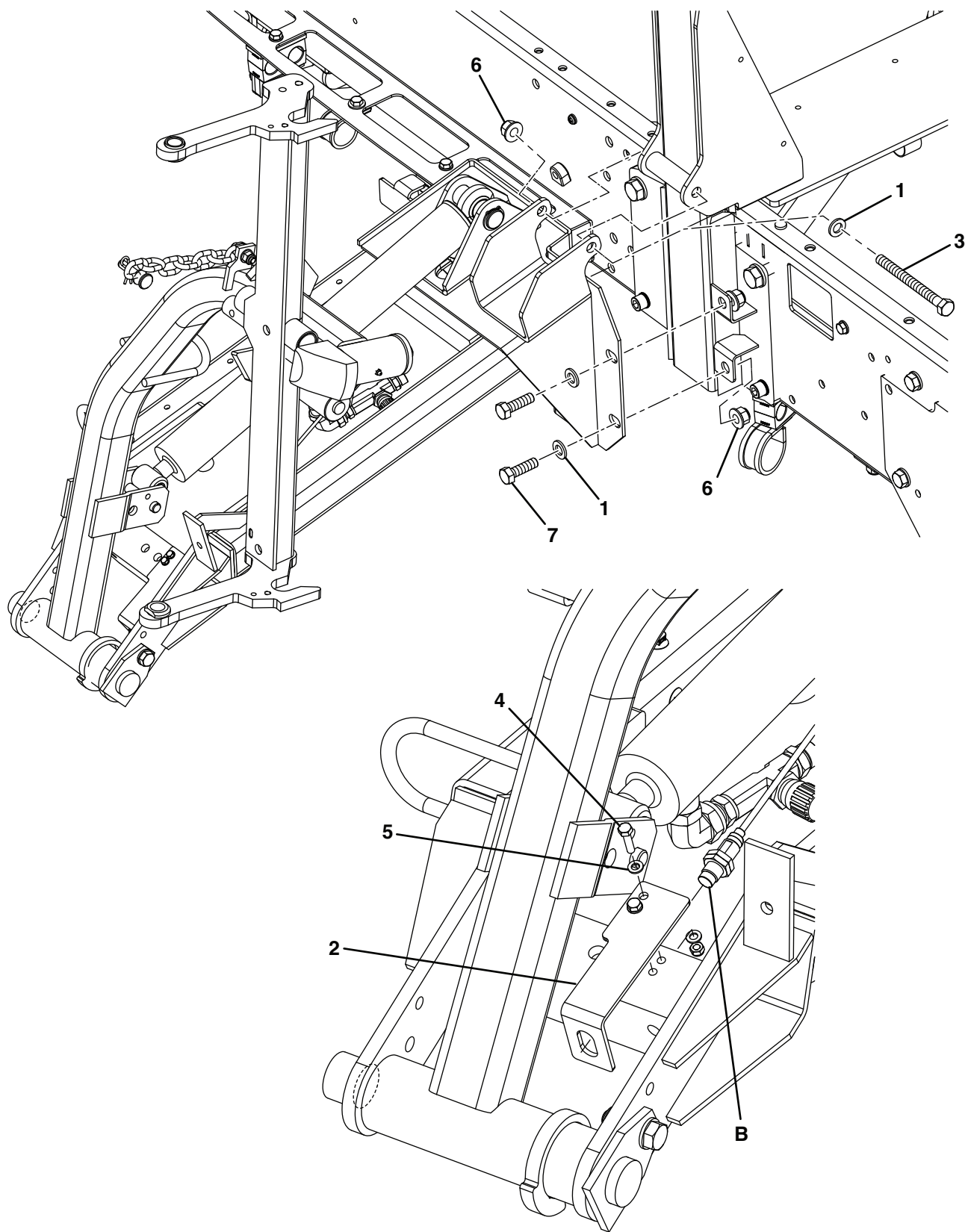
Illustration Number: 10009149



ITEM	PART NO.	QTY.	DESCRIPTION	SERIAL NUMBERS/NOTES
1	450391	2	Washer, M10 x 21 x 2.2	
2	450216	2	Screw Hex, M10-1.5 x 35mm Lg	Grade 8.8
3	64144-13	4	Circlip-ext 1 x 0.078 T (5160-98)	
4	MBG1842.07	2	Pivot Pin	Not Illustrated
5	10004559	1	Wing Unit, RH, Weldment	
6	10004557	1	Wing Unit, LH, Weldment	
7	2206051.07	2	Weldment-Pivot Pin Rear	
8	2206032	2	Weldment-Cylinder Pin	
9	2203048-02	2	Pin-Reel Cylinder	
10	2203047.07	2	Retainer-Reel	Not Illustrated
11	002993013	4	Lubricator, M6 Straight	
12	62464-4A	6	Washer-Thrust 1.250 x 1.937x .030	
13	450172	2	Screw Hex, M6-1.0 x 25mm Lg	Grade 8.8
14	450376	4	Nut Hex, M5-0.8, Gr 8, Nyloc	Not Illustrated
15	450389	2	Washer, M6 x 12.5 x 1.8	
16	452435	2	Nut-Hex, M6 Flange Nyloc	
17	452437	2	Nut Hex, M10 Flange Nyloc	
18	W138024-02	4	Bush-Dx, 0.5 x 0.635 x 0.5	
19	002590240-01	2	90-M/M 11/16 ORS x 3/8 BSP	
20	4143766	2	Speed Control Valve	
21	002590690	2	Fitting, 11/16 ORS x 1/4 BSPP	
A	10006620	2	Hydraulic Cylinder 20 x 395 Lifts	
B	682436	2	Proximity Sensor, 40mm	
C	10026630	2	Ftg-Str-1/4" BSP 11/16 ORFS NUT	
D	002590690	2	Ftg-11/16 ORS x 1/4 BSPP	
E	002590240	2	90-M/M 11/16 ORS x 3/8 BSPP	
F	002590180	2	Ftg-11/16 ORS x 3/8 BSPP	
G	4143766	2	Speed Control Valve	

49.1 WING UNIT MOUNTING - F407

Illustration Number: 10009149

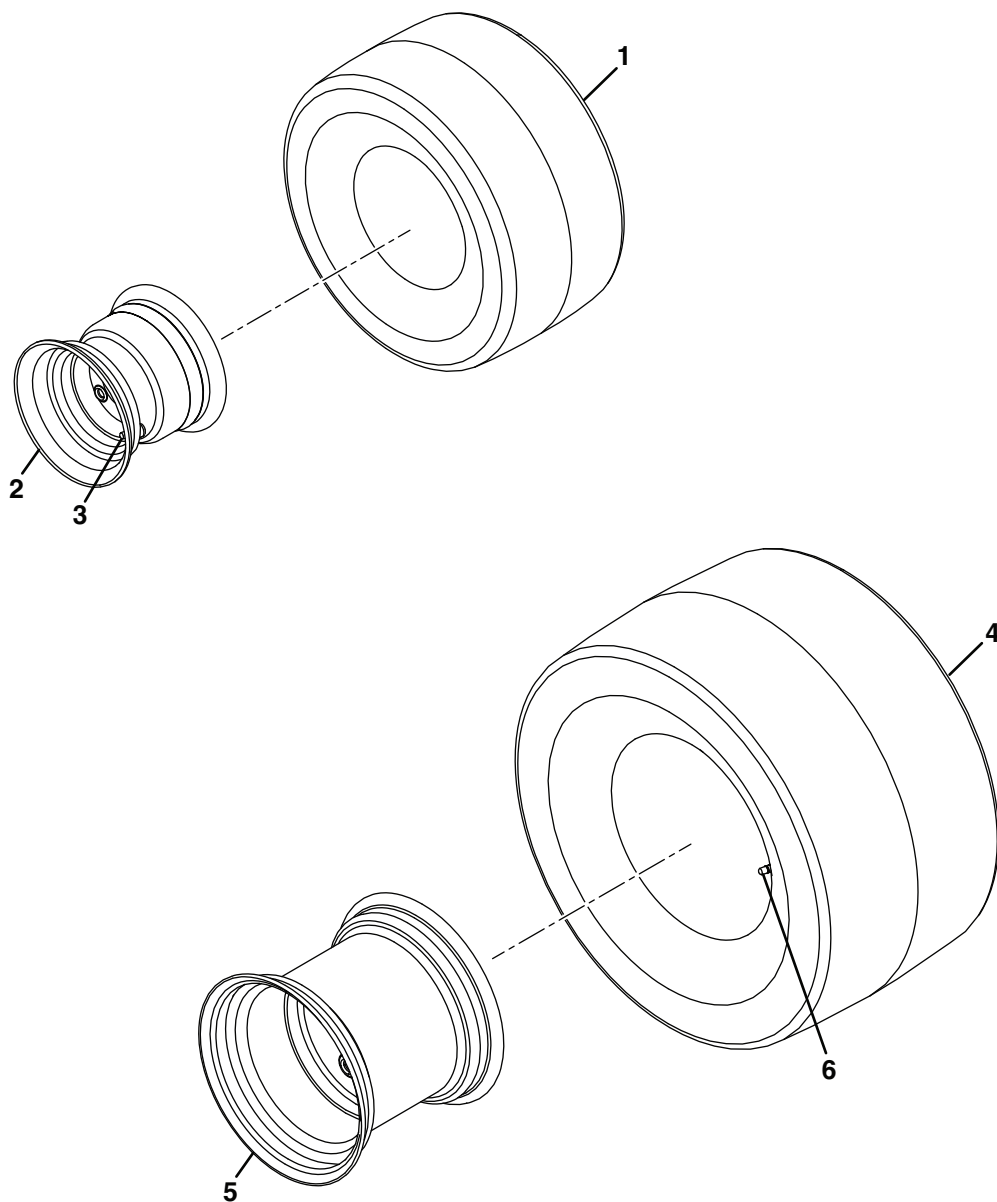


ITEM	PART NO.	QTY.	DESCRIPTION	SERIAL NUMBERS/NOTES
1	450392	10	Washer, M12 x 24 x 2.7	
2	10004553	2	Rear Sensor Bracket	
3	450062	2	Bolt Hex, M12-1.75 x 130mm Lg	Grade 8.8
4	450152	4	Screw Hex, M5-0.8 x 20mm Lg	Grade 8.8
5	450388	8	Washer, M5 x 10 x 1.1	
6	452438	10	Nut Hex, M12 Flange Nyloc	
7	450048	8	Bolt Hex, M12-1.75 x 40mm Lg	Grade 8.8
B	682436	2	Proximity Sensor, 40mm	

F305 - F407

50.1 WHEEL KIT

Illustration Number: WLA070

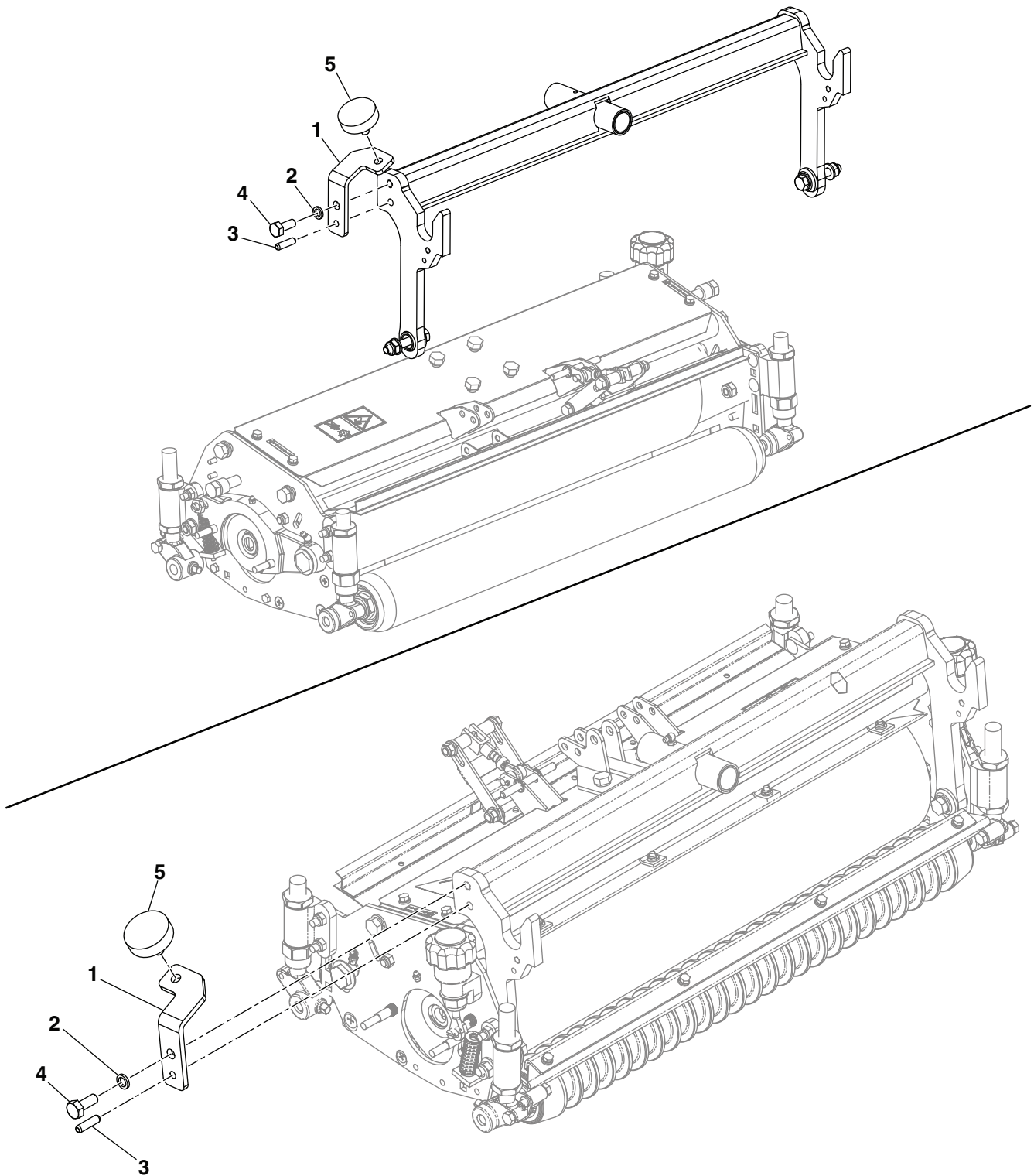


ITEM	PART NO.	QTY.	DESCRIPTION	SERIAL NUMBERS/NOTES
	4301574	2	Wheel and Tyre Assembly, 20x10-8	
1	4233942	1	• Tyre, 20 x 10-8	
2	4293444	1	• 1 Peice Rolled Rim	
3	4220940	1	• Tubeless Rear Tyre Valve Assy	
	4284778	2	Wheel & Tyre Assembly 26.5x14x12	
4	4233943	1	• Tyre 26.5 x 14 x 12 - 6 Ply	
5	4220441	1	• Rim 12 x 10.5, Contour 5 bolt	
6	4220940	1	• Tubeless Tyre Valve Assembly	

F305 - F407

51.1 STOP BRACKET - F407

Illustration Number: 10044857 & 10044862

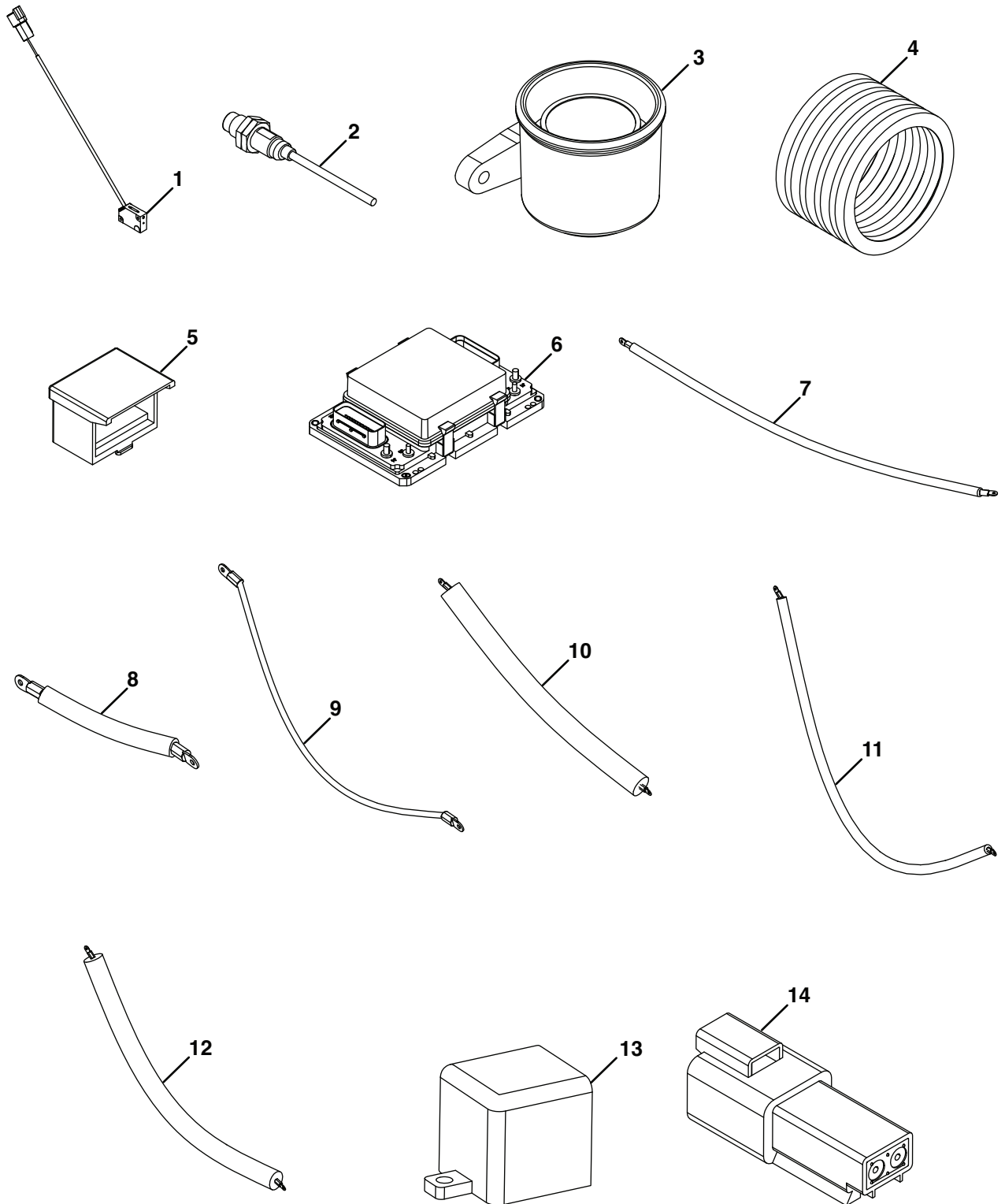


ITEM	PART NO.	QTY.	DESCRIPTION	SERIAL NUMBERS/NOTES
	10044857	1	Left Stop Bracket Assembly	
1	4136295	1	• Stop Bracket, LH	
2	UK450412	1	• Lock-washer, M10 x 15.9 x 2.5	
3	UK451708	1	• Pin, 8 x 30	
4	UK450214	1	• Screw Hex, M10 - 1.5 x 25	
5	J361723	1	• Stop-Rubber	
	10044862	1	Right Stop Bracket Assembly	
1	4136294	1	• Stop Bracket, LH	
2	UK450412	1	• Lock-washer, M10 x 15.9 x 2.5	
3	UK451708	1	• Pin, 8 x 30	
4	UK450214	1	• Screw Hex, M10 - 1.5 x 25	
5	J361723	1	• Stop-Rubber	

F305 - F407

52.1 ELECTRICAL KIT

Illustration Number: 10011911, 10011912



ITEM	PART NO.	QTY.	DESCRIPTION	SERIAL NUMBERS/NOTES
1	678454	1	Switch, Proximity	
2	682436	5	Proximity Sensor	For F305
2	682436	7	Proximity Sensor	For F407
3	4142655	1	Buzzer Assembly	
4	4221160	1	Sleeve - Steering Column	
5	4309904	1	3 Way Distribution Box	
6	10001294	1	Fuse/Relay Box	RFF Fuse/Relay Box
7	10026127	1	Relay to Heat Module Cable	
8	10026128	1	Distribution Box to Heater Relay Cable	
9	10026129	1	Starter to ALT Cable	
10	10026130	1	Battery +ve to Distribution	
11	10026135	1	Starter to Distribution Box Cable	
12	10026136	1	Battery -ve to Engine Block Cable	
13	10026627	1	100A Heater Relay	
14	10030637	1	Fuel Level Extension	
15	10037176	1	Mesh Sleeve - FFR50 x 2	Not Illustrated
16	10047733	1	Fairway Engine Harness, Assembly	Not Illustrated
17	10047730	1	• Engine Harness V1505	Not Illustrated
18	10047748	1	• Heater Relay Jumper	Not Illustrated
19	4139551	1	Positive Battery Term Cover (Red)	Not Illustrated
20	4175141	1	Rubber Boot	Not Illustrated
21	4175160	1	Rubber Boot - Red	Not Illustrated
22	10006644	1	Control Loom	Not Illustrated
23	10026645	1	Chassis Harness	For F305 (Not Illustrated)
24	10026017	1	Chassis Harness	For F407 (Not Illustrated)

No
Diagram
Available

Parts List
Only

ITEM	PART NO.	QTY.	DESCRIPTION	SERIAL NUMBERS/NOTES
1	158006-01	8	Fitting-ORS/ORB	
2	158006-07	8	Fitting, ORB/ORS	
3	158006-15	1	Fitting-ORS/ORB	
4	002515800	2	Fitting-1-11/16 ORS x 1-5/16 SAE	
5	158061-15	1	• O-ring	1-11/16" ORS
	002218146	1	• O-ring	1-5/16" SAE
6	4396469	1	Hyd Fitting-1-7/16" ORFS x 1-5/16" SAE x 45deg	
	158061-19	1	• O-ring	1-7/16" ORFS
	002218146	1	• O-ring	1-5/16" SAE
7	340034	2	Elbow,45degree Straight Thread	
8	158006-05	1	Fitting ORS/ORB	
9	158006-06	3	Fitting-ORS/ORB	
10	158006-08	2	Fitting-ORB/ORS	
11	158059-04	1	Fitting-45 ORS/ORB Adj	
12	158007-01	2	Fitting-90-M/M11/16 ORSx9/16SAE	
	158061-01	1	• O-ring	11/16" ORS
	158061-01	1	• O-ring	11/16" ORS
	002218065	1	• O-ring	9/16" SAE
13	158007-03	10	Fitting-90 ORS/ORB	
14	158067-04	1	Fitting-Bulkhead ORS/ORS	
15	158007-08	3	Fitting-90 ORS/ORB	
16	002498870	2	Tee-M/f/M 1-3/16 ORS	
17	002590180	5	Fitting-11/16 ORS x 3/8 BSPP	
	158061-01	1	• O-ring	11/16" ORS
18	002590240	5	90-M/M 11/16 ORS x 3/8 BSPP	
19	002515010	4	Fitting-1-3/16 ORS x 7/8 SAE	
	158061-09	1	• O-ring	1-3/16" ORS
	002218104	1	• O-ring	7/8" SAE
20	002525010	2	90-M/M 9/16 ORS x 9/16 SAE	
	002218065	1	• O-ring	9/16" SAE
21	158006-13	2	Connector, Straight Thd	
22	4253650	1	Reducer- 1 3/16" Female ORFS x 13/16" Male ORFS	
23	002590090	3	Tee-M/Bulkhead/M 11/16 ORS	
24	4198800	1	Manifold Assembly	
25	689202	1	Tee Fitting, 5/16 Barb	
26	4139967	1	Adapter, 5/16 Hose To 3/16 Hose	
27	10047773	1	Manifold-return	
28	158065-03	2	Fitting-ORS/NPTF	
29	002568020	3	Cap-11/16 ORS	
30	158007-05	1	90-M/M 1 ORS x 7/8 SAE	
	158061-08	1	• O-ring	1" ORS
	002218104	1	• O-ring	7/8" SAE
31	4279891	1	Cap - Female 1" Bsp	
32	69056-01	1	Fitting-ORS Run Tee	
33	4398567	2	90 Elbow - 11/16 ORFS - M16	
34	4292214	1	Fitting, Tee M/M/M 9/16 ORFS	
	158061-18	1	• O-ring	9/16" ORFS
35	4314286	1	Plug - 7/8"SAE	

F305 - F407

ITEM	PART NO.	QTY.	DESCRIPTION	SERIAL NUMBERS/NOTES
36	4337610	1	Fitting-M/M 3/4 BSPPx1-3/16 ORFS	
	158061-09	1	• O-ring	1-3/16" ORFS
37	10010065G13	4	Fitting-STR-M/M-1-1/16 SAE To 18 Din	
	002218120	9	• O-ring	1-1/16" SAE
	10031776G06	9	• O-ring - 15 x 2 (VITON)	D18
38	158007-02	2	Fitting-90 ORS/ORB	
39	10026657	1	Manifold Assembly	
40	4229260	1	Fitting, 1 5/16" SAE - 1 3/16"	
41	002444056	1	Plug-9/16 SAE	
42	69068-01	2	Disk, Orifice 06-.052 Dia	
43	002568030	1	Cap-13/16 ORS	
44	4308303	1	Plug-3/4"Bsp	
45	4396470	1	Hyd Fitting_1-7/16" ORFS x 1-1/16" SAE x STR	
	158061-19	1	• O-ring	1-7/16" ORFS
	002218120	9	• O-ring	1-1/16" SAE
46	4396471	1	Hyd Fitting- 1-7/16" ORFS x F/M 90deg	
	158061-19	1	• O-ring	1-7/16" ORFS
47	4143766	1	Speed Control Valve Sc.1700	
48	002590690	1	Fitting-11/16 ORS x 1/4 BSPP	
	158061-01	1	• O-ring	11/16" ORS
49	10026630	1	Fitting-STR-1/4" BSPx 11/16 ORFS Nut	
	158061-01	1	• O-ring	11/16" ORS
50	158007-10	1	Elbow,90 Degree	
51	4311367	1	Fitting-45,3/4"Bsp x 1-3/16" ORFS	
	158061-09	1	• O-ring	1-3/16" ORFS
52	4229260	1	Fitting-1 5/16" SAE - 1 3/16"	
	002218146	1	• O-ring	
	158061-09	1	• O-ring	

No
Diagram
Available

Parts List
Only

ITEM	PART NO.	QTY.	DESCRIPTION	SERIAL NUMBERS/NOTES
1	158006-01	15	Fitting-ORS/ORB	
2	158006-07	14	Fitting, ORB/ORS	
3	158007-08	3	Fitting-90 ORS/ORB	
4	002515800	2	Fitting-1-11/16 ORS x 1-5/16 SAE	
	158061-15	1	• O-ring	1-11/16" ORS
	002218146	1	• O-ring	1-5/16" SAE
5	4396469	1	Hyd Fitting, 1-7/16" ORFS x 1-5/16" SAE x 45deg	
	158061-19	1	• O-ring	1-7/16" ORFS
	002218146	1	• O-ring	1-5/16" SAE
6	158059-04	1	Fitting-45 ORS/ORB Adj	
7	158006-05	1	Fitting ORS/ORB	
8	158006-06	3	Fitting-ORS/ORB	
9	158006-08	5	Fitting-ORB/ORS	
10	158006-15	1	Fitting-ORS/ORB	
11	158007-01	2	Fitting- 90-M/M 11/16 ORS x 9/16 SAE	
	158061-01	1	• O-ring	11/16" ORS
	002218065	1	• O-ring	9/16" SAE
12	158007-03	14	Fitting-90 ORS/ORB	
13	158067-04	1	Fitting-Bulkhead ORS/ORS	
14	002444056	3	Plug-9/16 SAE	
15	002498870	2	Tee-M/F/M 1-3/16 ORS	
16	002590180	7	Fitting-11/16 ORS x 3/8 BSPP	
	158061-01	1	• O-ring	11/16" ORS
17	002590240	7	90-M/M 11/16 ORS x 3/8 BSPP	
	158061-01	1	• O-ring	11/16" ORS
18	4253650	1	Reducer- 1 3/16" Female ORFS x 13/16" Male ORFS	
	158061-09	1	• O-ring	1-3/16" ORFS
19	002525010	2	90-M/M 9/16 ORS x 9/16 SAE	
	002218065	1	• O-ring	9/16" SAE
20	002515010	4	Fitting-1-3/16 ORS x 7/8 SAE	
	158061-09	1	• O-ring	1-3/16" ORS
	002218104	1	• O-ring	7/8" SAE
21	158006-13	2	Connector, Straight Thd	
22	158059-03	1	Fitting 45 ORS/ORB Adj	
23	340034	2	Elbow,45degree Straight Thread	
24	689202	1	Tee Fitting, 5/16 Barb	
25	4139967	1	Adapter, 5/16 Hose To 3/16 Hose	
26	10047773	1	Manifold-return	
27	158065-03	2	Fitting-ORS/NPTF	
28	69068-01	2	Disk, Orifice 06-.052 Dia	
29	69068-05	1	Orifice Disk 06,.089	
30	340123	1	Tee, Swivel Run #16	
31	69056-01	1	Fitting-ORS Run Tee	
32	4398567	2	90 Elbow - 11/16 ORFS - M16	
	158061-01	1	• O-ring	11/16" ORFS
33	4292214	1	Fitting, Tee M/M/M 9/16 ORFS	
	158061-18	1	• O-ring	9/16" ORFS

F305 - F407

ITEM	PART NO.	QTY.	DESCRIPTION	SERIAL NUMBERS/NOTES
34	002568020	1	Cap-11/16 ORS	
35	002590690	2	Fitting-11/16 ORS x 1/4 BSPP	
	158061-01	1	• O-ring	11/16" ORS
36	4143766	2	Speed Control Valve Sc.1700	
37	4294751	3	Tee - Fitting, Bsp 1" MxFxM	
38	002590090	1	Tee-M/Bulk Head/M 11/16 ORS	
39	4198800	1	Manifold Assembly	
40	4314286	1	Plug - 7/8"SAE	
41	4337610	1	Fitting-M/M 3/4 BSPPx1-3/16 ORFS	
	158061-09	1	• O-ring	1-3/16" ORFS
42	10010065G13	4	Fitting-STR-M/M-1-1/16 SAE To 18 Din	
	002218120	9	• O-ring	1-1/16" SAE
	10031776G06	9	• O-ring - 15 x 2 (VITON)	D18
43	10024483	1	Reducer-1-7/16 Female ORFS x 1 Male ORFS	
	158061-19	1	• O-ring	1-7/16" ORFS
	158061-08	1	• O-ring	1" ORFS
44	10026607	1	Fitting-45 Deg- 1" BSP Male x	
45	10026630	2	Fitting-STR-1/4" BSP x 11/16" ORFS Nut	
	158061-01	1	• O-ring	11/16" ORFS
46	10026657	1	Manifold Assembly	
47	158007-05	1	90-M/M 1 ORS x 7/8" SAE	
	002218104	1	• O-ring	7/8" SAE
48	158007-02	2	Fitting-90 ORS/ORB	
49	002568030	1	Cap-13/16 ORS	
50	4308303	1	Plug-3/4"Bsp	
51	4396470	1	Hyd Fitting, 1-7/16" ORFS x 1-5/16" SAE x Str	
	158061-19	1	• O-ring	1-7/16" ORFS
	002218146	1	• O-ring	1-5/16" SAE
52	4396471	1	Hyd Fitting_1-7/16" ORFS x F/M 90deg	
	158061-19	1	• O-ring	1-7/16" ORFS
53	4311367	1	Fitting-45,3/4" Bsp x 1-3/16"ORFS	
	158061-09	1	• O-ring	1-3/16" ORFS
54	4229260	1	Fitting-1 5/16" SAE - 1 3/16"	
	002218146	1	• O-ring	
	158061-09	1	• O-ring	

55.1 HYDRAULIC HOSES - F305

Illustration Number: Fairway 305-Hydr-1

F305 Hydraulic Schematic - 1

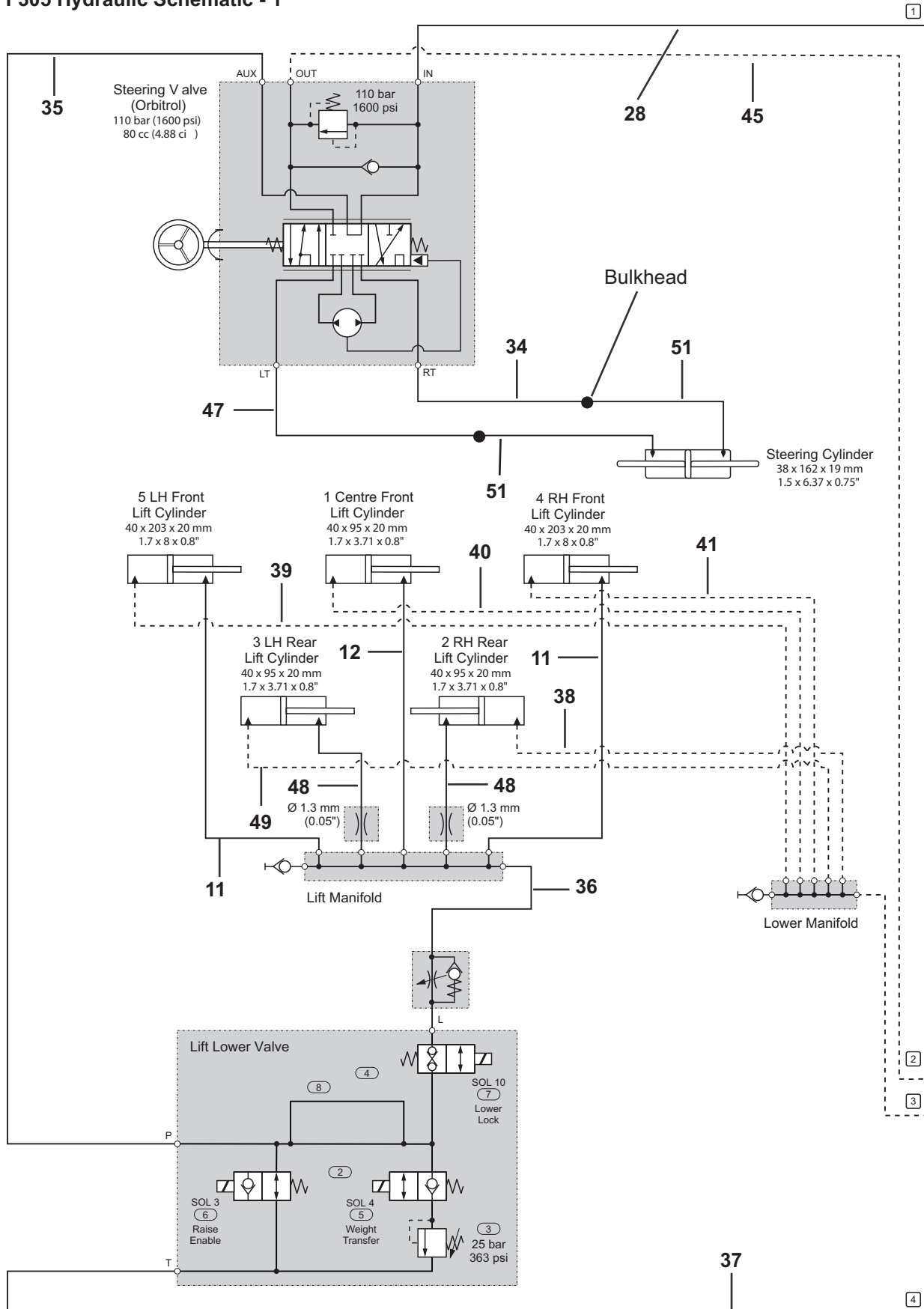
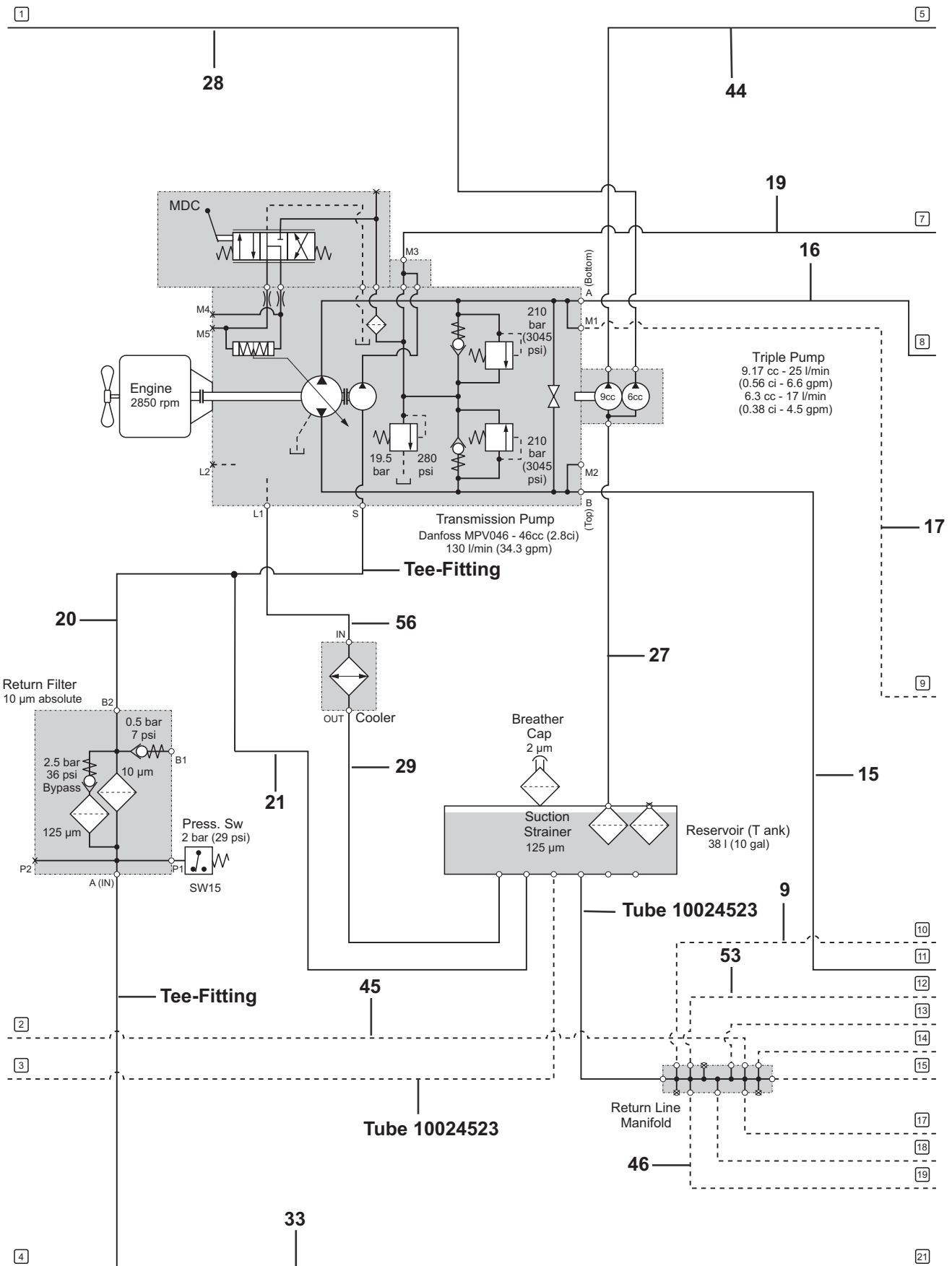


Illustration Number: Fairway 305-Hydr-2

F305 Hydraulic Schematic - 2



F305 - F407

55.1 HYDRAULIC HOSES - F305

Illustration Number: Fairway 305-Hydr-3

F305 Hydraulic Schematic - 3

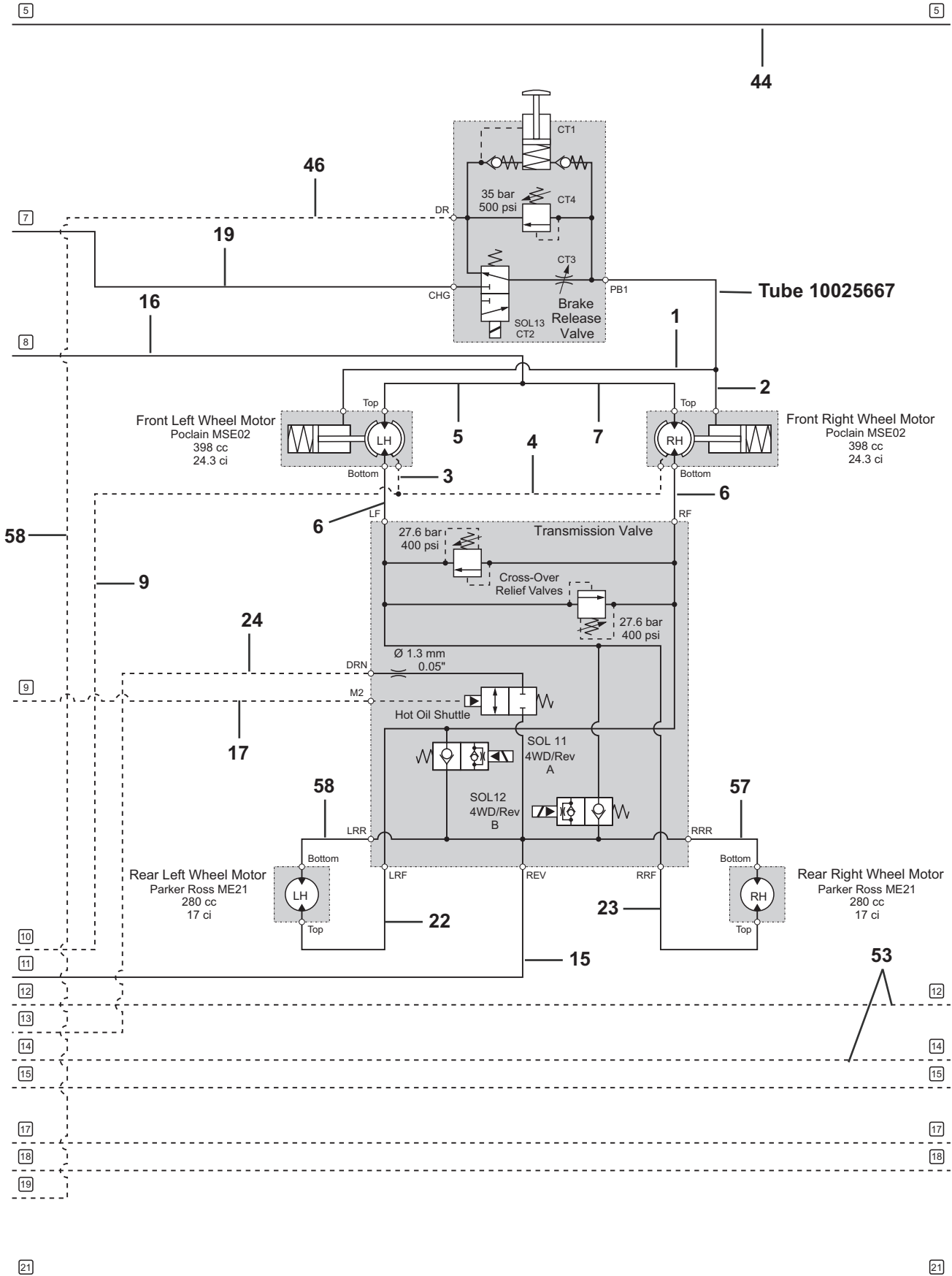
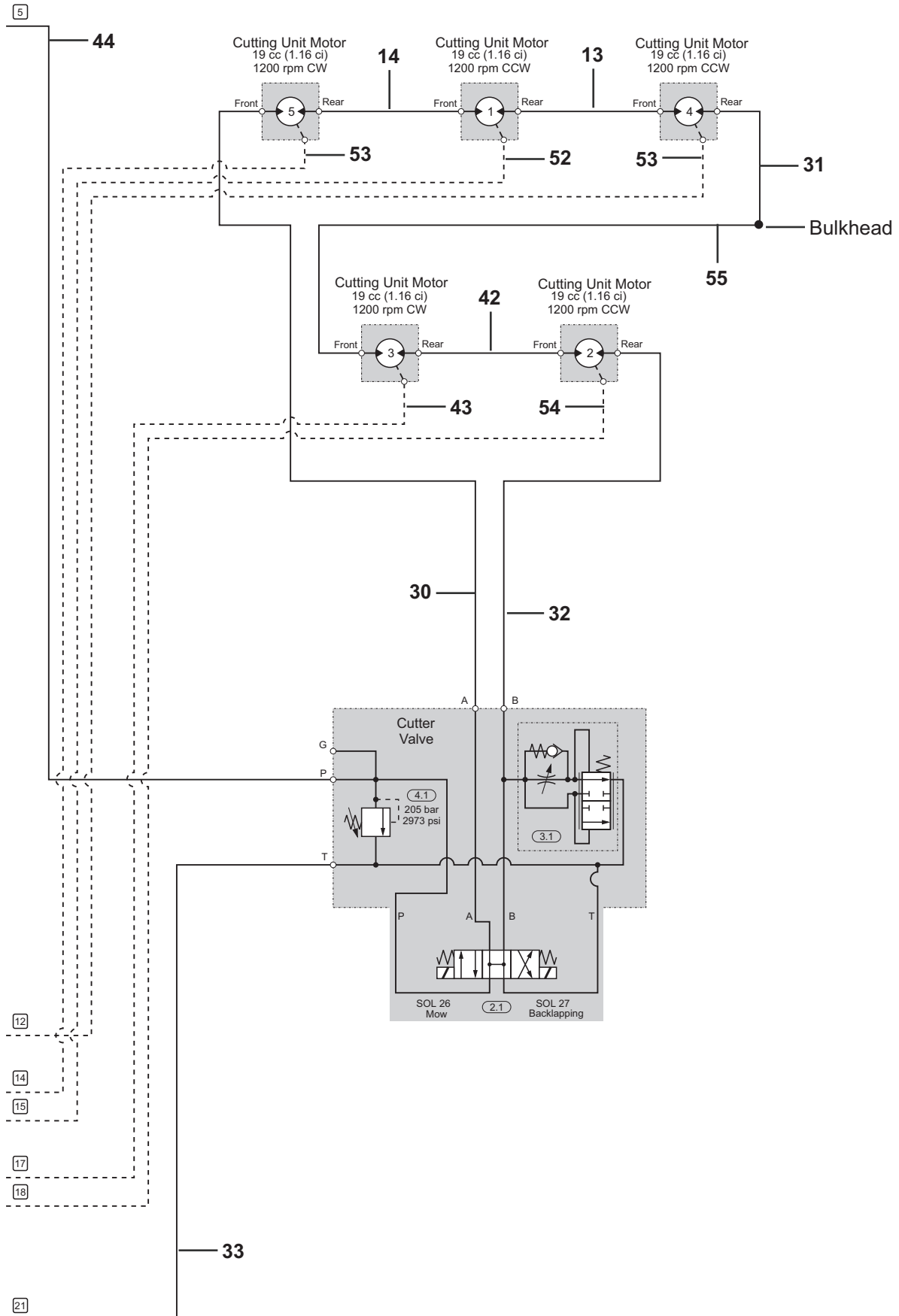


Illustration Number: Fairway 305-Hydr-4

F305 Hydraulic Schematic - 4



F305 - F407

ITEM	PART NO.	QTY.	DESCRIPTION	SERIAL NUMBERS/NOTES
1	4292376	1	Hyd Hose-04MXT-OO-04F-04F-610	
2	4292377	1	Hyd Hose-04MXT-OO-04F-04F-810	
3	4292378	1	Hyd Hose-06MXT-OO-06F-0690L-1220	
4	4292379	1	Hyd Hose-06MXT-OO-06F-0690L-305	
5	4292381	1	Hyd Hose-10MXT-OO-12F-1245-880	
6	4292382	2	Hyd Hose-10MXT-OO-10F-1245-770	
7	4292383	1	Hyd Hose-10MXT-OO-12F-1245-690	
8				
9	10031825	1	Hyd Hose-06MXT-OO-0690S-0690S-650-225	
10				
11	007991150	2	Hyd Hose-06MXT-OO-06F-06F-600-R(A)	
12	007991170	1	Hyd Hose-06MXT-OO-0690L-06F-910-R(B)	
13	007994750	1	Hyd Hose-08MXT-OO-08F-08F-2640-SS-R(A)	
14	007994770	1	Hyd Hose-08MXT-OO-08F-08F-3740-SS-R(A)	
15	10012721	1	Hyd Hose-12MXT-OO-1245-12F-535	
16	10012724	1	Hyd Hose-12MXT-OO-1245-12F-755	
17	10012728	1	Hyd Hose-04MXT-OO-0690S-0690L-650-225	
18				
19	10012730	1	Hyd Hose-04MXT-OO-0690S-0690S-645-180	
20	10012731	1	Hyd Hose-12G1-OO-1245-12F-350	
21	10012732	1	Hyd Hose-12G1-OO-1290M-12F-1230	
22	10012733	1	Hyd Hose-10MXT-OD-1090L-1845-2260-135-SW(875A)	
23	10012734	1	Hyd Hose-10MXT-OD-1090L-1845-2225-225-SW(875A)	
	10031776G03	1	• O-Ring-8 x 1.5 (VITON)	D10
24	10012735	1	Hyd Hose-06MXT-OO-0690S-0690S-500-90	
25	10012736	1	Hyd Hose-08MXT-OO-0890S-06F-390	
26	10012737	1	Hyd Hose-08MXT-OO-0890S-06F-430	
27	10012738	1	Hyd Hose-16GMV-OB-1290S-1645-625-135	
28	10012740	1	Hyd Hose-06MXT-OO-0890S-0490S-1350-0-R(B)	
29	10012741	1	Hyd Hose-16G1-OO-20F-2090S-2590	
30	10012742	1	Hyd Hose-08MXT-OO-1045-08F-2350-SS	
31	10012743	1	Hyd Hose-08MXT-OO-08F-0845-1625-SS-R(A)	
32	10012744	1	Hyd Hose-08MXT-OO-08F-1090S-1970-SS-R(A)	
33	10012745	1	Hyd Hose-10MXT-OO-1290S-1090S-520-270	
34	10012746	1	Hyd Hose-06MXT-OO-0645-0490S-2475-0-SW(1000A)-O(A,B)	
35	10012747	1	Hyd Hose-06MXT-OO-0845-0490S-1115-180-B(B)	
36	10065541	1	Hyd Hose-06MXT-OO-0690S-0645-800-90	
37	10012749	1	Hyd Hose-08MXT-OO-08F-0890S-750	
38	10012750	1	Hyd Hose-06MXT-OO-0690S-06F-1890-SS-R(B)	
39	10012751	1	Hyd Hose-06MXT-OO-06F-0690S-680	
40	10012752	1	Hyd Hose-06MXT-OO-0645-0690S-1210-90	
41	10012753	1	Hyd Hose-06MXT-OO-0690S-06F-790	
42	10013183	1	Hyd Hose-08MXT-OO-08F-08F-2950-SS-R(A)	
43	10013184	1	Hyd Hose-06MXT-OO-06F-06F-1910	

ITEM	PART NO.	QTY.	DESCRIPTION	SERIAL NUMBERS/NOTES
44	10013186	1	Hyd Hose-10MXT-OO-1090L-1090M-575-0	
45	10024379	1	Hyd Hose-06MXT-OO-06F-0490L-900-G(B)	
46	10024380	1	Hyd Hose-04MXT-OO-0645-06F-330	
47	10026717	1	Hyd Hose-06MXT-OO-0645-0490S-2540-0-SW(1000A)-Y(A,B)	
48	10026719	2	Hyd Hose-06MXT-OO-0690L-06F-1840-SS	
49	10026720	1	Hyd Hose-06MXT-OO-0690S-06F-1840-SS-R(B)	
50				
51	10026855	2	Hyd Hose-06MXT-OO-0445-0645-750-270	
52	10026859	1	Hyd Hose-06MXT-OO-0690L-06F-2250	
53	10026860	2	Hyd Hose-06MXT-OO-06F-06F-2075	
54	10026874	1	Hyd Hose-06MXT-OO-06F-06F-1900	
55	10026875	1	Hyd Hose-08MXT-OO-08F-0845-3000-SS	
56	10026901	1	Hyd Hose-16G1-OO-1645-1690L-1100-135	
57	10031859	1	Hyd Hose-10MXT-OD-1090S-1845-2125-205-SW(775A)	
	10031776G03	1	• O-Ring-8 x 1.5 (VITON)	D10
58	10031886	1	Hyd Hose-10MXT-OD-1090S-1845-2100-135-SW(775A)	
	10031776G03	1	• O-Ring-8 x 1.5 (VITON)	D10
59	4254750	4	47-49mm ID TExSTRIP BELT	

56.1 HYDRAULIC HOSES - F407

Illustration Number: Fairway 407-Hydr-1

F407 Hydraulic Schematic - 1

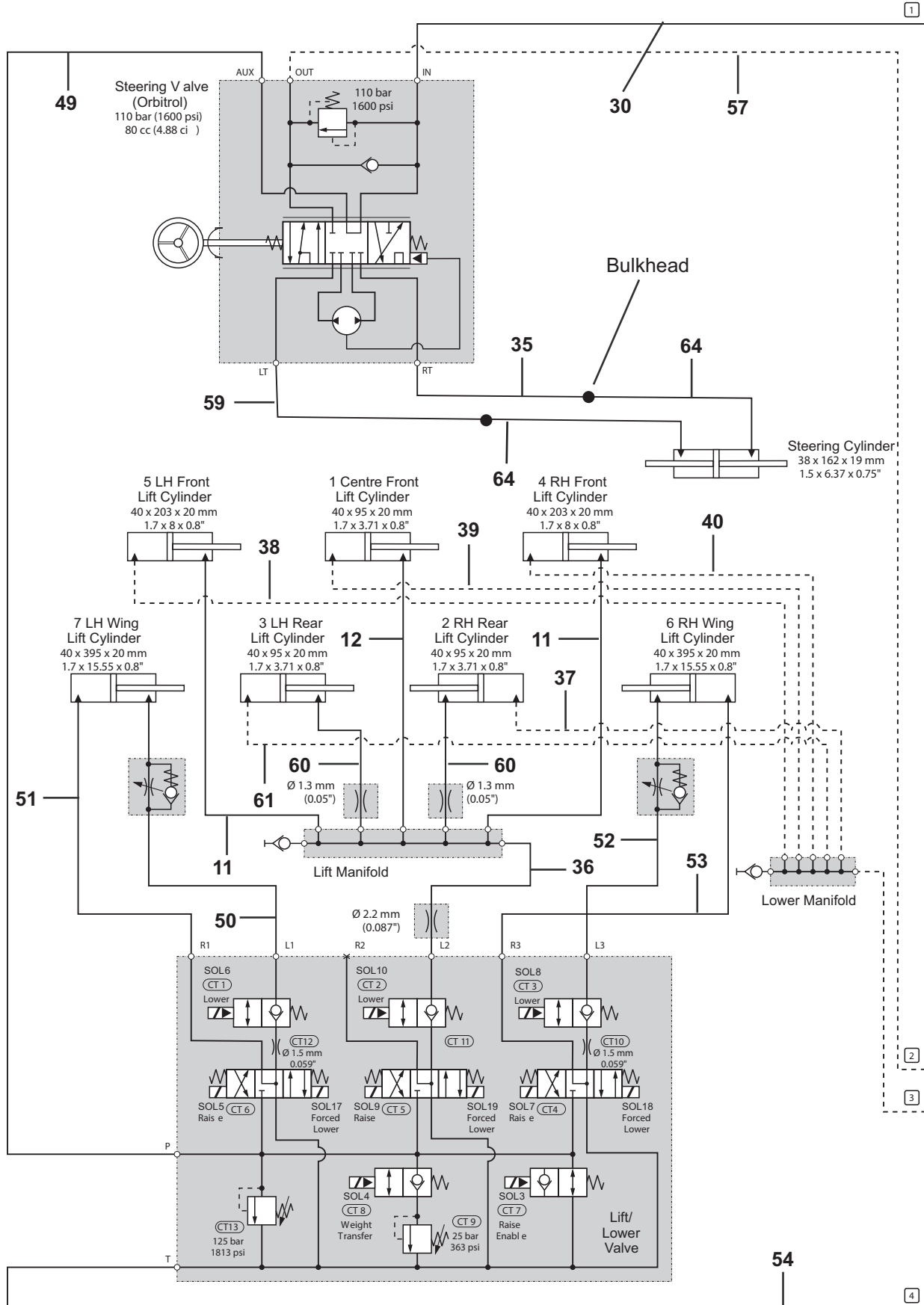
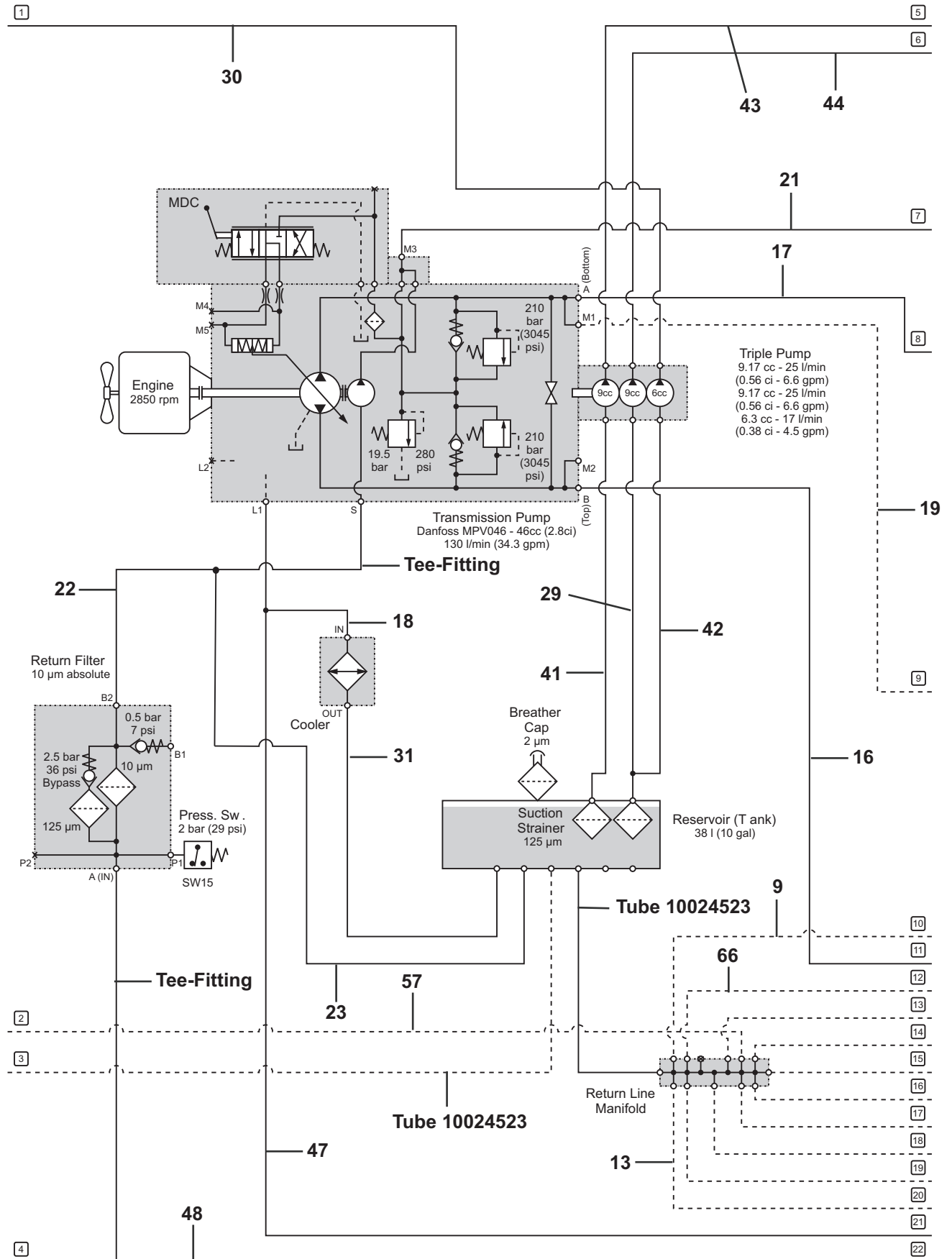


Illustration Number: Fairway 407-Hydr-2

F407 Hydraulic Schematic - 2



F305 - F407

56.1 HYDRAULIC HOSES - F407

Illustration Number: Fairway 407-Hydr-3

F407 Hydraulic Schematic - 3

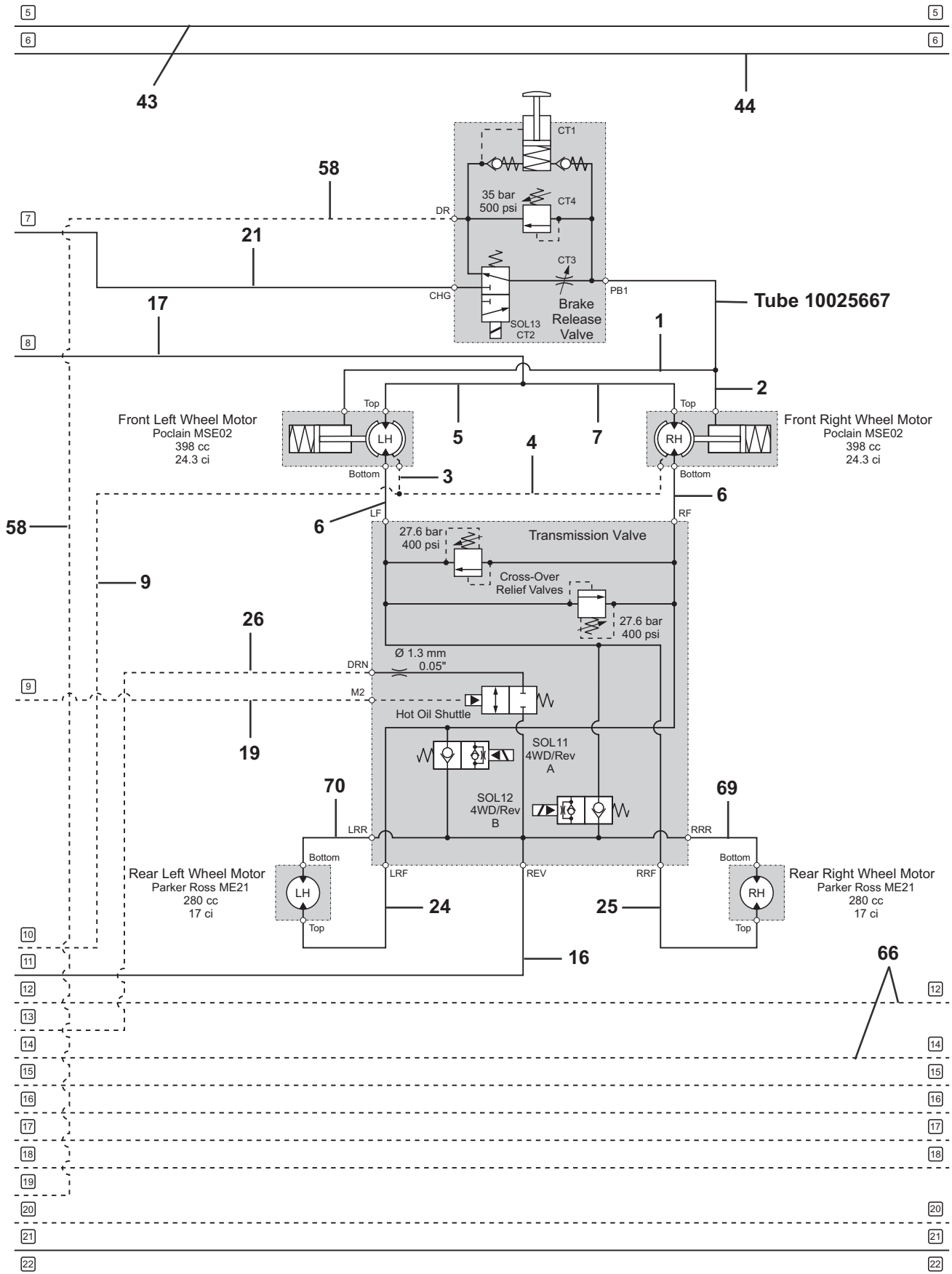
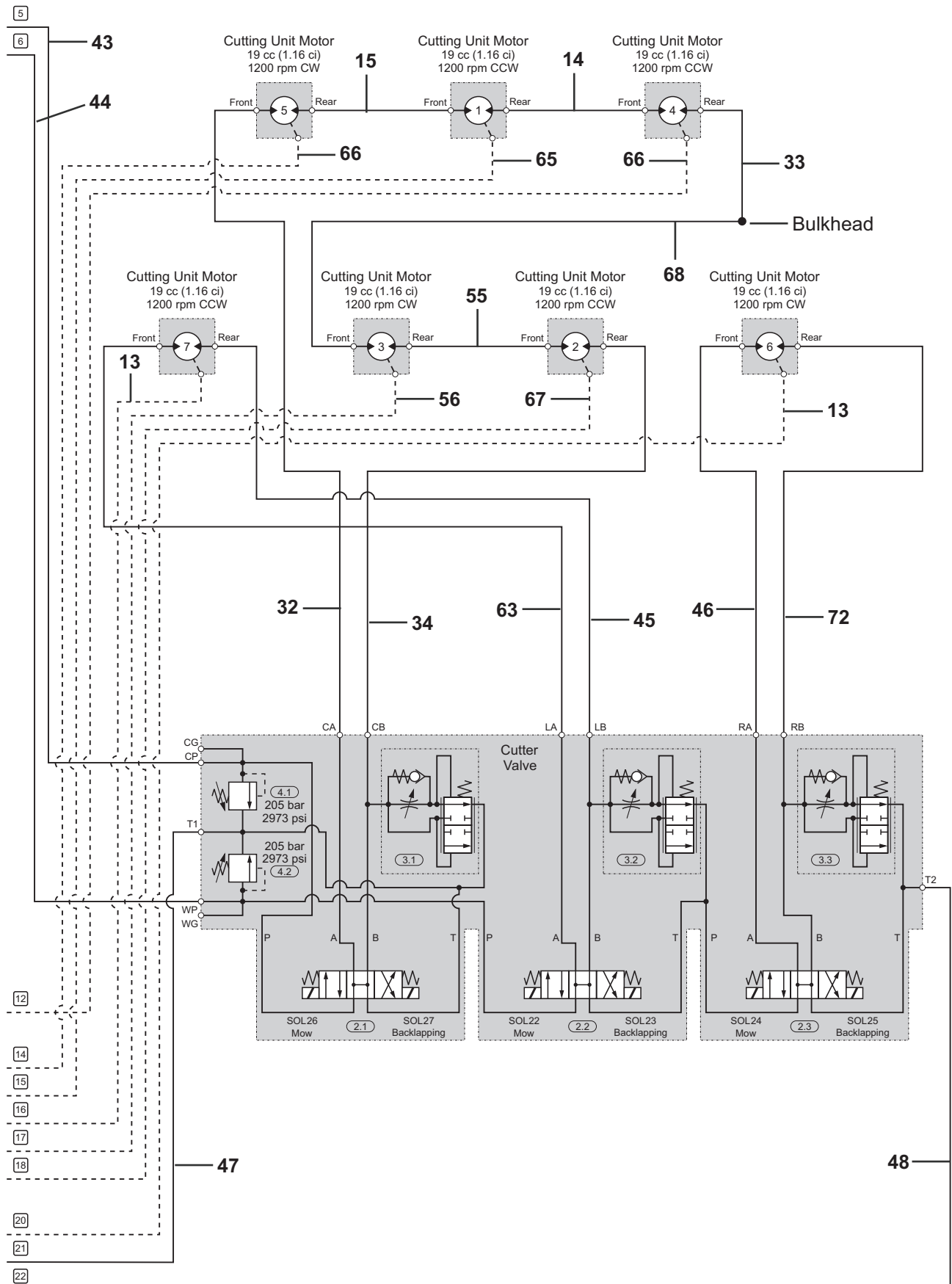


Illustration Number: Fairway 407-Hydr-4

F407 Hydraulic Schematic - 4



F305 - F407

ITEM	PART NO.	QTY.	DESCRIPTION	SERIAL NUMBERS/NOTES
1	4292376	1	Hyd Hose-04MXT-OO-04F-04F-610	
2	4292377	1	Hyd Hose-04MXT-OO-04F-04F-810	
3	4292378	1	Hyd Hose-06MXT-OO-06F-0690L-1220	
4	4292379	1	Hyd Hose-06MXT-OO-06F-0690L-305	
5	4292381	1	Hyd Hose-10MXXT-OO-12F-1245-880	
6	4292382	2	Hyd Hose-10MXT-OO-10F-1245-770	
7	4292383	1	Hyd Hose-10MXT-OO-12F-1245-690	
8				
9	10031825	1	Hyd Hose-06MXT-OO-0690S-0690S-650-225	
10				
11	007991150	2	Hyd Hose-06MXT-OO-06F-06F-600-R(A)	
12	007991170	1	Hyd Hose-06MXT-OO-0690L-06F-910-R(B)	
13	007991530	2	Hyd Hose-06MXT-OO-06F-06F-3000	
14	007994750	1	Hyd Hose-08MXT-OO-08F-08F-2640-SS-R(A)	
15	007994770	1	Hyd Hose-08MXT-OO-08F-08F-3740-SS-R(A)	
16	10012721	1	Hyd Hose-12MXT-OO-12F-1245-535	
17	10012724	1	Hyd Hose-12MXT-OO-1245-12F-755	
18	10012727	1	Hyd Hose-16G1-OO-1645-1690S-1100-135	
19	10012728	1	Hyd Hose-04MXT-OO-0690S-0690L-650-225	
20				
21	10012730	1	Hyd Hose-04MXT-OO-0690S-0690S-645-180	
22	10012731	1	Hyd Hose-12G1-OO-1245-12F-350	
23	10012732	1	Hyd Hose-12G1-OO-1290M-12F-1230	
24	10012733	1	Hyd Hose-10MXT-OD-1090L-1845-2260-135-SW(875A)	
	10031776G03	1	• O-Ring-8 x 1.5 (VITON)	D10
25	10012734	1	Hyd Hose-10MXT-OD-1090L-1845-2225-225-SW(875A)	
	10031776G03	1	• O-Ring-8 x 1.5 (VITON)	D10
26	10012735	1	Hyd Hose-06MXT-OO-0690S-0690S-500-90	
27	10012736	1	Hyd Hose-08MXT-OO-0890S-06F-390	
28	10012737	1	Hyd Hose-08MXT-OO-0890S-06F-430	
29	10012738	1	Hyd Hose-16GMV-OB-1290S-1645-625-135	
30	10012740	1	Hyd Hose-06MXT-OO-0890S-0490S-1350-0-R(B)	
31	10012741	1	Hyd Hose-16G1-OO-20F-2090S-2590	
32	10012742	1	Hyd Hose-08MXT-OO-1045-08F-2350-SS	
33	10012743	1	Hyd Hose-08MXT-OO-08F-0845-1625-SS-R(A)	
34	10012744	1	Hyd Hose-08MXT-OO-08F-1090S-1970-SS-R(A)	
35	10012746	1	Hyd Hose-06MXT-OO-0645-0490S-2475-0-SW(1000A)-O(A,B)	
36	10012748	1	Hyd Hose-06MXT-OO-0690S-0645-700-90	
37	10012750	1	Hyd Hose-06MXT-OO-0690S-06F-1890-SS-R(B)	
38	10012751	1	Hyd Hose-06MXT-OO-06F-0690S-680	
39	10012752	1	Hyd Hose-06MXT-OO-0645-0690S-1210-90	
40	10012753	1	Hyd Hose-06MXT-OO-0690S-06F-790	
41	10012771	1	Hyd Hose-16GMV-OB-1290S-1645-600-315	
42	10012772	1	Hyd Hose-12GMV-OB-1090S-16F-425	

ITEM	PART NO.	QTY.	DESCRIPTION	SERIAL NUMBERS/NOTES
43	10012773	1	Hyd Hose-12MXT-OO-1090L-1290M-625-0	
44	10012774	1	Hyd Hose-12MXT-OO-1090L-1290M-550-0	
45	10012775	1	Hyd Hose-08MXT-OO-1045-08F-2700-SS-R(B)	
46	10012776	1	Hyd Hose-08MXT-OO-1090S-08F-3130-SS	
47	10012777	1	Hyd Hose-10MXT-OO-1090L-1045-660-0	
48	10012778	1	Hyd Hose-10MXT-OO-1290S-1090M-550-180	
49	10012779	1	Hyd Hose-06MXT-OO-0490S-0845-1030-45-B(A)	
50	10012780	1	Hyd Hose-04MXT-OO-0690S-06F-2060	
51	10012781	1	Hyd Hose-04MXT-OO-0690S-06F-1670	
52	10012782	1	Hyd Hose-04MXT-OO-0690S-06F-1380	
53	10012783	1	Hyd Hose-04MXT-OO-0690S-06F-1135	
54	10012784	1	Hyd Hose-08MXT-OO-0890M-0890S-400-345	
55	10013183	1	Hyd Hose-08MXT-OO-08F-08F-2950-SS-R(A)	
56	10013184	1	Hyd Hose-06MXT-OO-06F-06F-1910	
57	10024379	1	Hyd Hose-06MXT-OO-06F-0490L-900-G(B)	
58	10024380	1	Hyd Hose-04MXT-OO-0645-06F-330	
59	10026717	1	Hyd Hose-06MXT-OO-0645-0490S-2540-0-SW(1000A)-Y(A,B)	
60	10026719	2	Hyd Hose-06MXT-OO-0690L-06F-1840-SS	
61	10026720	1	Hyd Hose-06MXT-OO-0690S-06F-1840-SS-R(B)	
62				
63	10026827	1	Hyd Hose-08MXT-OO-1090S-08F-2700-SS	
64	10026855	2	Hyd Hose-06MXT-OO-0445-0645-750-270	
65	10026859	1	Hyd Hose-06MXT-OO-0690L-06F-2250	
66	10026860	2	Hyd Hose-06MXT-OO-06F-06F-2075	
67	10026874	1	Hyd Hose-06MXT-OO-06F-06F-1900	
68	10026875	1	Hyd Hose-08MXT-OO-08F-0845-3000-SS	
69	10031859	1	Hyd Hose-10MXT-OD-1090S-1845-2125-205-SW(775A)	
	10031776G03	1	• O-Ring-8 x 1.5 (VITON)	D10
70	10031886	1	Hyd Hose-10MXT-OD-1090S-1845-2100-135-SW(775A)	
	10031776G03	1	• O-Ring-8 x 1.5 (VITON)	D10
71	4254750	4	47 - 49mm ID Texstrip Belt	
72	10042543	1	Hyd Hose-08MXT-OO-1090S-08F-3130-SS-R(A)	

INDEX

001190018.....89, 97	008006800.....67	10004489..... 39	10010714 55
001339050..... 111	008008460.....27	10004524..... 81	10010754 55
001393820..... 31, 83, 85	008008860.....47	10004551..... 47	10010767 55
001399171.. 93, 101, 107	008144410.....115	10004552..... 47	10011292 69, 71
001490226.... 81, 85, 131	008173680.....115	10004553..... 135	10011424 107
001496150.....107	008173710.....115	10004557..... 133	10011797 45
001594200.....27	008173720.....115	10004559..... 133	10012147 53, 55
001599052.....85, 131	008173730.....115	10004628..... 13	10012474 107
001894202.....89, 97	008173740.....115	10004629..... 13	10012476 107
001993020.....91, 99	008173760.....115	10004650..... 63, 65	10012507 107
002090440.....91, 99	008173780.....115	10004654..... 65	10012721 154, 160
002210261.....89, 97	008173790.....115	10004658..... 39	10012724 154, 160
002211520.....49, 51	008173800.....115	10005377..... 103, 105	10012727 160
002218065.. 27, 143, 147	008173820.....115	10005523..... 51	10012728 154, 160
002218081.....71	008173830.....115	10005569..... 7	10012730 154, 160
002218104. 27, 143, 147, 148	008173840.....115	10005669..... 7	10012731 154, 160
002218120.....144, 148	008173870.....115	10005753..... 103	10012732 154, 160
002218146143, 144, 147, 148	008173880.....115	10006535..... 13	10012733 154, 160
002300130.....91, 99	008173910.....115	10006574..... 107	10012734 154, 160
002300190.....91, 99	008173930.....115	10006620..... 133	10012735 154, 160
002444056.... 63, 65, 71, 144, 147	008173940.....115	10006644..... 141	10012736 154, 160
002491118.....89, 97	008173950.....115	10006980..... 119	10012737 154, 160
002498870.. 75, 143, 147	008193920.....115	10007402..... 39	10012738 154, 160
002515010.. 27, 143, 147	008193960.....115	10007502..... 25	10012740 154, 160
002515800.. 57, 143, 147	008199680.....115	10007567..... 55	10012741 154, 160
002525010.. 27, 143, 147	008199900.....115	10007777..... 127	10012742 154, 160
002568020.....143, 148	009034680..... 89, 97	10007790..... 127	10012743 154, 160
002568030.. 57, 144, 148	009034770.....7	10008097..... 13	10012744 154, 160
002590090.. 23, 143, 148	009034880.....7	10008114..... 107	10012745 154
002590180... 83, 85, 133, 143, 147	009034890.....7	10008125..... 39	10012746 154, 160
002590240. 83, 133, 143, 147	009034900.....7	10008175..... 9, 11	10012747 154
002590240-01133	009034910.....7	10008183..... 83, 85	10012748 160
002590690 133, 144, 148	009034920.....7	10008185..... 81, 83	10012749 154
002910702.....93, 101	009034930.....7	10008279..... 103	10012750 154, 160
002910930.....89, 97	009034940..... 89, 97	10008280..... 103, 105	10012751 154, 160
002920280.....89, 97	009039870.....7	10008281..... 103, 105	10012752 154, 160
002920836.....91, 99	009072070... 81, 85, 111, 127, 131	10008282..... 103	10012753 154, 160
002953320.....45	009114100.....7	10008283..... 103, 105	10012771 160
002953420.....127	009114340.....7	10008356..... 103	10012772 160
002990293.....127	009114380.....7	10008359..... 107	10012773 161
002990544.....89, 97	10000327.....85	10008529..... 39	10012774 161
00299301331, 81, 83, 85, 87,.. 91, 99, 133	10000407.....85	10008566..... 131	10012775 161
002993063.....91, 99	10000410.....85	10008567..... 131	10012776 161
002993160..... 83, 87, 95	10000410.....85	10008696..... 125	10012777 161
006820550.....39	10000547.....107	10009255..... 57	10012778 161
007991150.....154, 160	10000554.....25	10010065G13 59, 144, 148	10012779 161
007991170.....154, 160	10000560.....25	10010131..... 39	10012780 161
007991530.....160	10000622.....103	10010133..... 39	10012781 161
007994750.....154, 160	10001294..... 13, 141	10010551..... 39, 55	10012782 161
007994770.....154, 160	10001414.....15	10010704..... 53	10012783 161
	10001452.....13	10010707..... 53	10012784 161
	10001504.....13	10010710..... 55	10013183 154, 161
	10001893.....129	10010711..... 55	10013184 154, 161
	10003938.....7	10010712..... 55	10013186 155
	10004472.....45	10010713..... 55	10014818 63
	10004473.....39		10015564 31

INDEX

10023403.....	43	10030302.....	13	10046067.....	23	158067-04.....	143, 147
10023715.....	39	10030437.....	15	10046439.....	7	2198091.....	53
10024079.....	39	10030637.....	53, 141	10046440.....	7	2198112.....	103
10024148.....	103	10030833.....	85	10047730.....	39, 141	2198125.....	81
10024239.....	25	10031776G03 ..	154, 155, 160, 161	10047733.....	39, 141	2201011.....	89, 97
10024242.....	25	10031776G06 ..	144, 148	10047748.....	39, 141	2202114.07.....	79
10024243.....	25	10031825.....	154, 160	10047773.....	79, 143, 147	2202115.07.....	79
10024285.....	109	10031835.....	107	10052152.....	71	2202146.07.....	85
10024379.....	155, 161	10031836.....	107	10056090.....	63	2202166A.07.....	77
10024380.....	155, 161	10031859.....	155, 161	10056091.....	63	2202170.07.....	81
10024388.....	25	10031886.....	155, 161	10056093.....	63	2202171A.07.....	81
10024483.....	148	10031980.....	49, 51	10058430.....	63	2202173.....	81
10024522.....	79	10032009.....	73	10058431.....	69	2202211.07.....	81
10024523.....	79	10032010.....	73	10058433.....	71	2203001.....	87, 95
10024641.....	25	10032011.....	73	10058438.....	71	2203038.....	91, 99
10024776.....	49	10032013.....	69	10058626.....	103	2203039.....	91, 99
10024800.....	47	10032015.....	69, 71	10058684.....	71	2203047.07 ..	81, 85, 133
10025566.....	111	10032016.....	69, 71	10059167.....	63	2203048-02 ..	83, 85, 133
10025567.....	79	10032017.....	69, 71	10059171.....	63	2203048-03.....	81
10025835.....	77	10032018.....	69	10064784.....	71	2203083A.....	83, 85
10025855.....	75	10032019.....	69	10064786.....	71	2206032 ..	81, 83, 85, 133
10025874.....	103, 105	10032020.....	73	10065541.....	154	2206042B.....	87
10026017.....	141	10032021.....	73	128079.....	17, 47	2206042B.07.....	95
10026081.....	9, 11, 17	10032440.....	71	158006-01.....	47, 67, 71, 73, 143, 147	2206051.07 ..	81, 83, 85, 133
10026127.....	25, 141	10032458.....	63, 69, 73	158006-05.....	49, 51, 143, 147	2206057.07.....	81
10026128.....	25, 141	10032464.....	73	158006-06.....	57, 63, 143, 147	2206091C.07.....	83
10026129.....	141	10032469.....	73	158006-07.....	49, 51, 63, 65, 143, 147	2208073.....	53
10026130.....	127, 141	10032928.....	73	158006-08.....	47, 49, 51, 57, 63, 65, 143, 147	2208075.....	109
10026135.....	127, 141	10032929.....	73	158006-13.....	27, 143, 147	2501172.....	55
10026136.....	127, 141	10032952.....	15	158006-15.....	71, 143, 147	3003474.....	17
10026146.....	17	10032990.....	81, 83	158007-01.....	59, 73, 143, 147	3003475.....	17
10026149.....	17	10033225.....	23	158007-02.....	144, 148	339996.....	59
10026606.....	25	10033702.....	69	158007-03.....	67, 143, 147	340034.....	59, 143, 147
10026607.....	148	10036517.....	77	158007-05.....	143, 148	340062.....	69
10026627.....	25, 141	10036521.....	77	158007-08.....	143, 147	340123.....	147
10026630.....	133, 144, 148	10036606.....	77	158007-10.....	144	340795.....	103
10026645.....	141	10036835.....	7	158059-01.....	67	366424.....	117
10026657.....	37, 144, 148	10036836.....	7	158059-03.....	71, 147	379050522.....	55
10026717.....	155, 161	10036840.....	71	158059-04.....	59, 143, 147	400106J.....	47
10026719.....	155, 161	10036880.....	59	158061-01.....	39, 85, 143, 144, 147, 148	400108J.....	47
10026720.....	155, 161	10037176.....	141	158061-02.....	39	400184J.....	39
10026827.....	161	10037799.....	7, 119	158061-08.....	143, 148	4108643.....	91, 99
10026855.....	155, 161	10037934.....	111	158061-09.....	27, 143, 144, 147, 148	4118333.....	91, 99
10026859.....	155, 161	10038157.....	111	158061-15.....	143, 147	4118415.....	7
10026860.....	155, 161	10039166.....	7	158061-18.....	27, 143, 147	4118558.....	109
10026874.....	155, 161	10039167.....	7	158061-19.....	143, 144, 147, 148	4124833.....	89, 97
10026875.....	155, 161	10041455.....	117	158065-03.....	39, 143, 147	4134436.....	39
10026901.....	155	10041457.....	7			4135853.....	9, 11
10026982.....	55	10041510.....	39			4136294.....	139
10026983.....	55	10041511.....	39			4136295.....	139
10027131.....	57	10041643.....	87			4138044.....	55
10027282.....	39	10042543.....	161			4138103.....	55
10027736.....	77	10044857.....	139			4138107.....	55
10029125.....	81, 85, 131	10044862.....	139			4138885.....	9, 11
10029915.....	123	10045566.....	53			4139004.....	85
10029916.....	121						

INDEX

4139551.....	127, 141	4282211.....	125	4369161.....	61	51, 85	
4139764.....	9, 11	4283269.....	9, 11	4369162.....	61	450216.....	81, 133
4139967.....	55, 143, 147	4283680.....	61	4369163.....	61	450217.....	83, 91, 99
4140320.....	121	4283851.....	75	4370167.....	25, 131	450241.....	81, 85, 131
4140527.....	87	4284180.....	81	4375626.....	61	450242.....	85, 125
4142288.....	109	4284778.....	137	4377886.....	17	450245.....	39
4142655.....	13, 141	4286422.....	7	4378006.....	61	450322.....	45, 109
4143766....	133, 144, 148	4286515.....	23	4378007.....	61	450324 ..	17, 81, 83, 129
4146857.....	7	4287231.....	31	4378146.....	91, 99	450325.....	17
4153197.....	7	4288991.....	81, 83, 85	4384286.....	7	450332.....	91, 99
415397.....	57	4290433.....	79	4388606.....	39	450333.....	17
4159102.....	9, 11	4292214.....	23, 143, 147	4394257.....	81, 83	450357.....	45
4161380.....	119, 123	4292376.....	154, 160	4395327.....	81, 85, 131	450358 ..	13, 15, 85, 125
4161941.....	125	4292377.....	154, 160	4396469.....	143, 147	450372.....	23, 79
4162862.....	119, 123	4292378.....	154, 160	4396470.....	47, 144, 148	450376 ..	13, 37, 77, 91, 99, 103, 133
4164860.....	7	4292379.....	154, 160	4396471.....	47, 144, 148	450377 ..	15, 17, 25, 47, 77, 81, ...83, 85, 87, 91, ...93, 95, 99, 101
4165644.....	7	4292381.....	154, 160	4398567.....	39, 143, 147	450378 ..	81, 85, 87, 89, 91, 93, ...95, 97, 99, 101, 111
4167145.....	37, 45	4292382.....	154, 160	4399026.....	37, 55	450379 ..	47, 91, 95, 99
4167146.....	131	4292383.....	154, 160	450000.....	55	450382.....	89, 97
4170260.....	117, 121	4293444.....	137	450001.....	13, 17, 47	450386.....	17
4175141.....	39, 141	4294751.....	57, 148	450002.....	25, 87, 95	450387.....	17, 103, 131
4175160.....	39, 141	4295596.....	59	450003.....	87, 95	450388 ..	13, 37, 53, 77, 91, 99, 103, 135
4180320.....	23	4298531.....	119, 123	450005.....	91, 99	450389 ..	13, 17, 25, 47, 55, 73, ...77, 81, 83, 85, ...87, 89, 93, 95, .97, 101, 121, 125, 133
4185740.....	17	4298552.....	119, 123	450014.....	17, 111, 129	450390 ..	17, 31, 37, 39, 43, 45, ...55, 59, 63, 65, ...69, 71, 73, 75, ...81, 83, 85, 87, .93, 101, 109, 111, ... 127, 129
4197064.....	115	4301574.....	137	450017.....	37, 59	450391 ..	13, 23, 43, 45, 47, 49, ...51, 53, 55, 63, ...65, 81, 83, 85, 133
4198800.....	37, 143, 148	4302031.....	61	450018.....	37, 81, 85	450392 ..	47, 79, 85, 125, 135
4199981.....	7	4304760.....	85	450020231.....	17	450393.....	25
4200040.....	17	4307155.....	73	450023 ..	81, 83, 93, 101	450399.....	15, 25, 47
4206260.....	119, 123	4308296.....	109	450029.....	55	450400.....	57, 129
4207604.....	119, 123	4308303.....	144, 148	450030.....	55	450401.....	85, 111
4207620.....	15	4309904.....	25, 141	450040.....	83	450409.....	37, 45, 53
4212501.....	119, 123	4311367.....	144, 148	450048.....	85, 135	450410 ..	13, 15, 47, 55, 73, 87, ...89, 95, 97, 121
4219940.....	125	4312406.....	103	450062.....	135	450411 ..	31, 39, 43, 55,
4220441.....	137	4314286.....	57, 143, 148	450068.....	25		
4220940.....	137	4315387.....	75	450149.....	45		
4221160.....	141	4315706.....	49, 51	450152.....	135		
4224901.....	39	4321566.....	47	450160.....	109		
4225281.....	111	4321666.....	103	450170 ..	13, 73, 83, 87, 89, 93, ... 95, 97, 101		
4228180.....	115	4322478.....	127	450171.....	15, 81, 85		
4228181.....	115	4324089.....	45	450172 ..	13, 17, 93, 133		
4228802.....	27	4324252.....	119, 123	450173.....	85		
4229260.....	144, 148	4324489.....	125, 131	450190.....	43, 57		
4233942.....	137	4333295.....	103	450191 ..	31, 39, 69, 71, 129		
4233943.....	137	4334046.....	9, 11	450192 ..	45, 55, 59, 69, 71, 73, ... 75, 81, 111, 127		
4237083.....	11	4334446.....	39	450193 ..	17, 63, 65, 109, 111		
4240922.....	57	4334806.....	113	450194.....	17		
4250330.....	9	4337610.....	75, 144, 148	450205.....	17		
4252563.....	119	4344103....	49, 51, 59, 75	450213 ..	53, 91, 99, 111		
4253650.....	75, 143, 147	4356766.....	107	450214 ..	45, 47, 89, 97		
4254750.....	155, 161	4368626.....	75	450215 ..	13, 17, 43, 49,		
4258312.....	39	4368686.....	75				
4259890.....	127	4368726.....	75				
4260490.....	127	4369157.....	61				
4273470.....	25	4369158.....	61				
4279891.....	57, 143	4369159.....	61				
4280212.....	55	4369160.....	61				

INDEX

59, 69, ... 71, 73, 75, 109, 129	64152-05..... 53	MBE296989, 97
450412 23, 39, 49, 51, 53, 63, ... 65, 79, 89, 91, 97, 99	64163-74..... 81, 85, 131	MBE3222B89, 97
450413 47, 131	64188-02..... 81	MBE379187, 95
450422 57	669479 25	MBE3982B 87, 89, 95, 97
450424 81, 85	669503 25	MBE398487, 95
450455 39	673956 87	MBE398587, 95
450470 39	674439 17	MBE398689, 97
450517 103, 131	674504 89, 91, 93	MBE4001 ..87, 89, 95, 97
450519 17, 103	674507 91, 99	MBE401789, 97
450520 103	674508 93, 101	MBE4333A87, 95
450526 13, 45, 91, 99	674509 93	MBE4334A87, 95
450528 37, 77, 103	674510 93	MBE467691, 99
450541 77, 121	674512 93, 101	MBF0325B 99
450542 13, 103	674515 93, 101	MBF0326B.07 99
450543 125	674516 99	MBF0544.....91, 99
450620 103	674517 99	MBF0715.....93, 101
450712 17	674518 91	MBF0895A.07 91
450724 91, 99	674519 91	MBF0896A.07 91
450725 81, 85, 131	678454 17, 141	MBF1105A 47
450756 25, 47	679374 73	MBF1273A91, 99
450760 25	682204 7	MBF1417.....89, 97
450865 89, 97	682436 ..45, 47, 85, 133, 135, 141	MBG139291, 99
450879 89, 97	685760 17	MBG1398B.07..... 81
451110134..... 49, 51	685764 17	MBG1399B.07..... 81
451195 93, 101	686372 17	MBG1508.0689, 97
451344 93, 101	689202 55, 143, 147	MBG1642 131
452000237..... 77	689290 17	MBG1842.07 .81, 85, 133
452000693..... 83, 85	69056-01..... 23, 143, 147	MBG198287, 95
452042 89, 97	69068 83	MBG2013 109
452100019..... 17, 85	69068-01..... 85, 144, 147	MBG4566.07 81
452119 17	69068-05..... 71, 147	MBG5428.07 83
452435 .13, 17, 103, 133	694134 27	MBG6720 103
452436 17, 37, 45, 55, 59, 63, ... 65, 69, 71, 81, ... 83, 85, 111, 127, 131	696678 39	UK00292110989, 97
452437 13, 23, 39, 43, 45, 49, ... 51, 55, 81, 83, .. 85, 133	697236 13	UK00292122291, 99
452438 85, 125, 135	697922 13	UK4272414 119
452439 25	697999 9, 11	UK450170 117
452464 87, 89, 95, 97	698324 85	UK450173 47
452565 87, 89, 95, 97	698325 85	UK450214 139
452716 17	699153 45	UK45022187, 95
452717 17, 103, 131	AF09006 93, 101	UK450379 87
452751 23, 39	AF09020 93, 101	UK450389 117
456110066..... 63, 65	J361723 39, 139	UK450391 .87, 91, 95, 99
469016509..... 23, 81, 83	JMAB344 95, 97, 99, 101	UK450410 117
469016517..... 39, 43	LMAB533.07 89, 97	UK450412 139
48228-06..... 25	LMAC075A..... 89, 97	UK450418 119, 123
62464-4A .31, 81, 83, 85, 131, 133	LMAC078A..... 87, 95	UK451708 139
64144-13. 81, 83, 85, 133	MBA7103 89, 97	UK452435 47
	MBC1561A.... 81, 85, 131	W108003..... 31
	MBC7671 91, 99	W138024-02..... 133
	MBE1941A.06 89, 97	W148081 53
	MBE1969 93, 101	W158007-02.....69, 71
	MBE1970A..... 93, 101	W158007-05.....63, 65
	MBE1980B..... 93, 101	W178105 53
	MBE2231 91, 99	W68160A 83
	MBE2659 91, 99	

Take

A SIGNATURE CUT, TRUSTED FOR OVER 100 YEARS

JACOBSEN®



United Kingdom

Ransomes Jacobsen Limited

West Road, Ransomes Europark, Ipswich, IP3 9TT
English Company Registration No. 1070731

T: +44 1473 270000 **W:** www.ransomes.com

Europe office

Ransomes Jacobsen France

3 Chemin des Silos
ZI du Chapitre
31100 Toulouse

T: +33 (0)5 34 47 86 40

North & South America

Jacobsen

1451 Marvin Griffin Road, Augusta,
Georgia 30906 - 3852, USA

W: www.jacobsen.com

TEXTRON
SPECIALIZED VEHICLES

1451 Marvin Griffin Road Augusta, Georgia 30906 - 3852, USA